

SUDP LED Display

Abstract

This document describes the meaning of the Display LED's on the SUDP UPS.

Technical Description:

There are situations when the customer suspects a problem although the UPS is behaving normally. The following guide should assist the customer in ascertaining this.

The general meaning is:

Green = Okay.


Yellow = Okay, but...

Red = DANGER!! Could disconnect output

LED DISPLAY

CONSTANT GREEN

= NORMAL OPERATION



0 - 25% load


25 - 50% load

50 - 75% load

75 - 100% load

FLASHING GREEN

= BATTERY OPERATION



100 - 75% remaining energy


75 - 50% remaining energy

50 - 25% remaining energy

25 - 0% remaining energy

CONSTANT YELLOW

= CHARGING



0 - 25% recharged

25 - 50% recharged

50 - 75% recharged

75 - 100% recharged

Note: When the batteries are a recharged, the bar switches to green

FLASHING YELLOW



Battery is wearing out or needs to be changed

CONSTANT RED