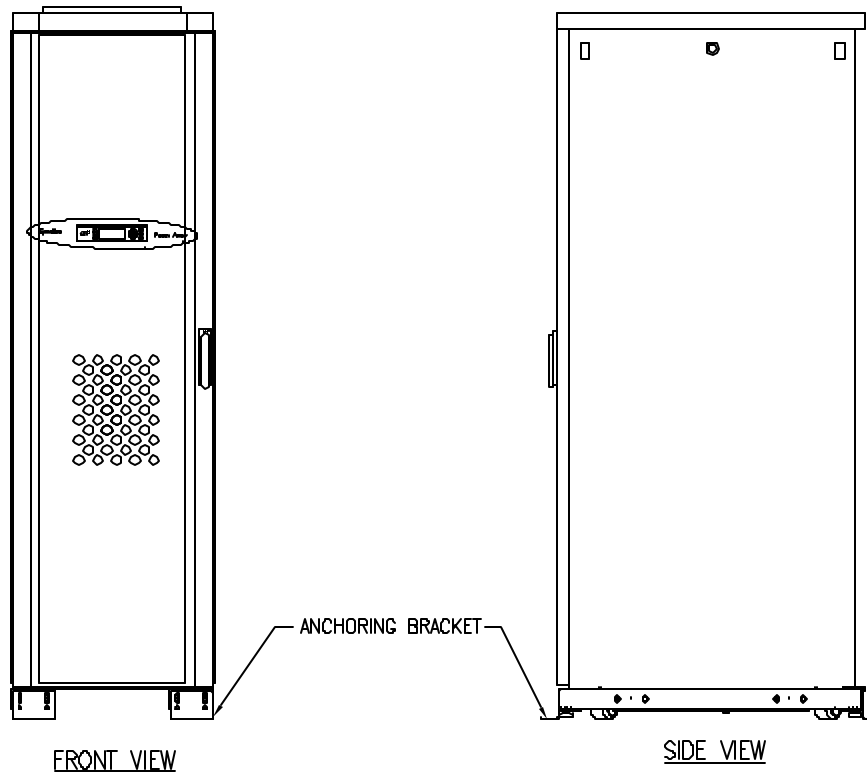
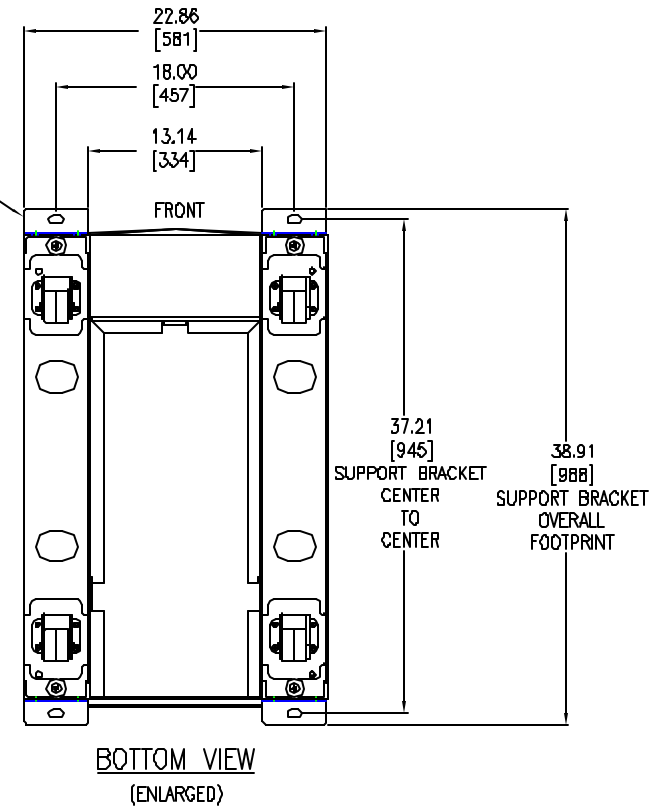


△ FOR BRACKET DETAILS  
SEE SHEET 2  
(DWG.# 870-B218-MD)



**NOTES:**

1. ALL DIMENSIONS ARE IN INCHES [MILLIMETERS].
2. THIS DRAWING IS TO BE USED FOR FLOOR ANCHORING PURPOSES ONLY.
- △ 3. ANCHORING BRACKET KIT PART# AR8112BLK.
4. INSTALLATION MUST COMPLY WITH ALL APPLICABLE NATIONAL AND LOCAL CODES.

THIS DRAWING AND SPECIFICATIONS HEREIN ARE THE PROPERTY OF AMERICAN POWER CONVERSION AND SHALL NOT BE COPIED, REPRODUCED OR USED IN WHOLE OR IN PART, AS THE BASIS FOR THE MANUFACTURE OR SALE OF ITEMS WITHOUT WRITTEN PERMISSION FROM APC. THIS DRAWING IS BASED UPON LATEST AVAILABLE INFORMATION AND IS SUBJECT TO CHANGE WITHOUT NOTICE.

TITLE: InfraStruXure 40kW  
SYNMETRA PX40 UPS  
40kW, 208VAC OUTPUT  
FLOOR ANCHORING

PROJECT: SUBMITTAL DRAWING SHEET 1 OF 2

DWG NO: SYPX40K-FA REV. -

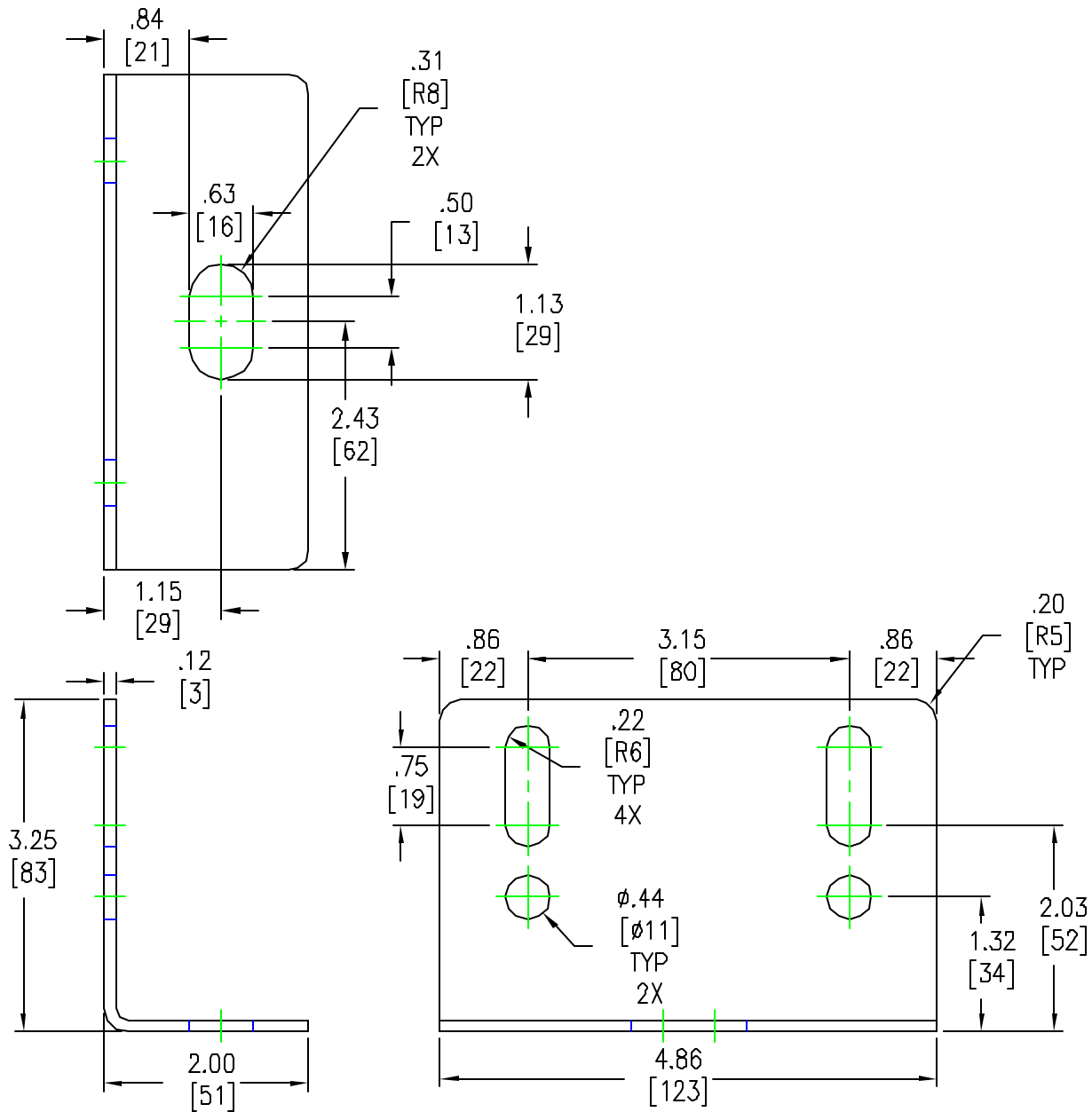
DRAWN BY: B ZHAI 08/09/05

CHECKED BY: J RINE/F OROSA 08/11/05

ENGINEER: R HANSEN/E SILVA 08/11/05

**APC**<sup>®</sup>

AMERICAN POWER CONVERSION  
132 FA BROADWAY RD  
WEST KINGSTON, RI 02892



**NOTES:**

1. ALL DIMENSIONS ARE IN INCHES [MILLIMETERS].
2. MATERIAL IS 11 GA CRS COMMERCIAL QUALITY
3. FOUR (4) REQUIRED PER UNIT UNLESS BAYED.
4. INSTALLATION MUST COMPLY WITH ALL APPLICABLE NATIONAL AND LOCAL CODES.

THIS DRAWING AND SPECIFICATIONS HEREIN ARE THE PROPERTY OF AMERICAN POWER CONVERSION AND SHALL NOT BE COPIED, REPRODUCED OR USED IN WHOLE OR IN PART AS THE BASIS FOR THE MANUFACTURE OR SALE OF ITEMS WITHOUT WRITTEN PERMISSION FROM APC. THIS DRAWING IS BASED UPON LATEST AVAILABLE INFORMATION AND IS SUBJECT TO CHANGE WITHOUT NOTICE.

TITLE: INFRASTRUXURE  
BOLT DOWN BRACKET  
MECHANICAL DETAILS  
PROJECT: SUBMITTAL DRAWINGS SHEET 2 OF 2

DWG NO:	870-8218-MD	REV:	6
DRAWN BY:	M GRAYN		10/22/03
CHECKED BY:	J RUNK		10/22/03
ENGINEER:	B SHERIDAN		10/22/03

