




The new technical features


- A new LB breaking unit - 200 kA 440 V / 75 kA 690 V
 - Major design work targeted on the core range
 - breaking part and
 - circuit-breaker unit mechanism

new
Filter: + 50% surface




Arc chute that becomes non extractible

Material



Case

Contact



Pole