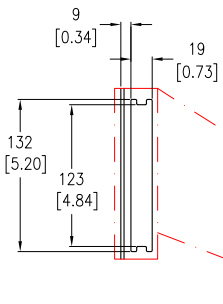
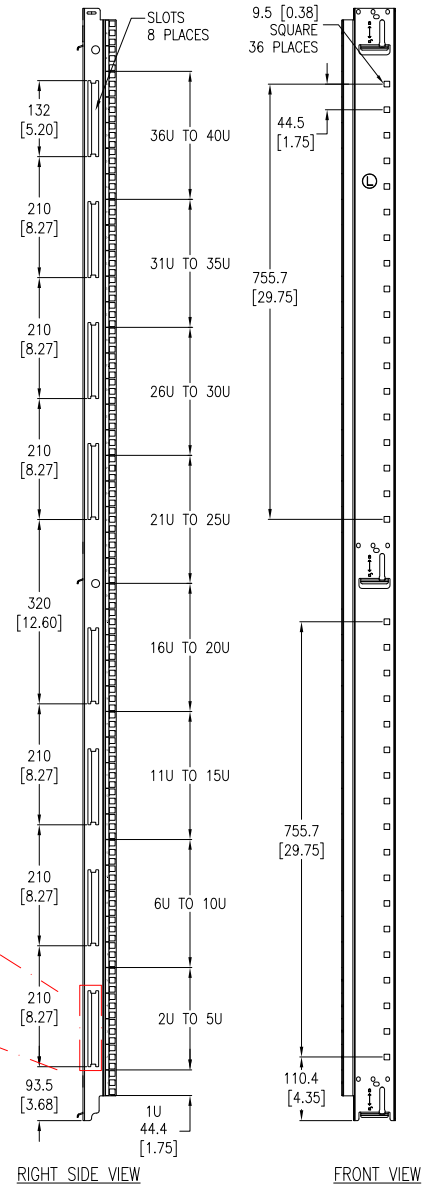


NETSHELTER



ENLARGED VIEW OF SLOT

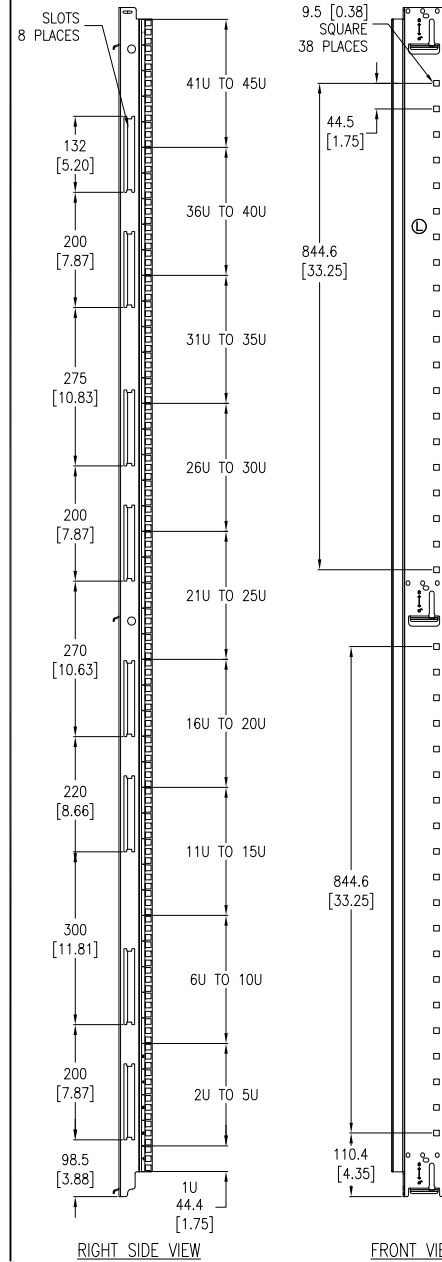
FLANGE MOUNT DETAILS FOR 600mm WIDE, 42U RACK



RIGHT SIDE VIEW

FRONT VIEW

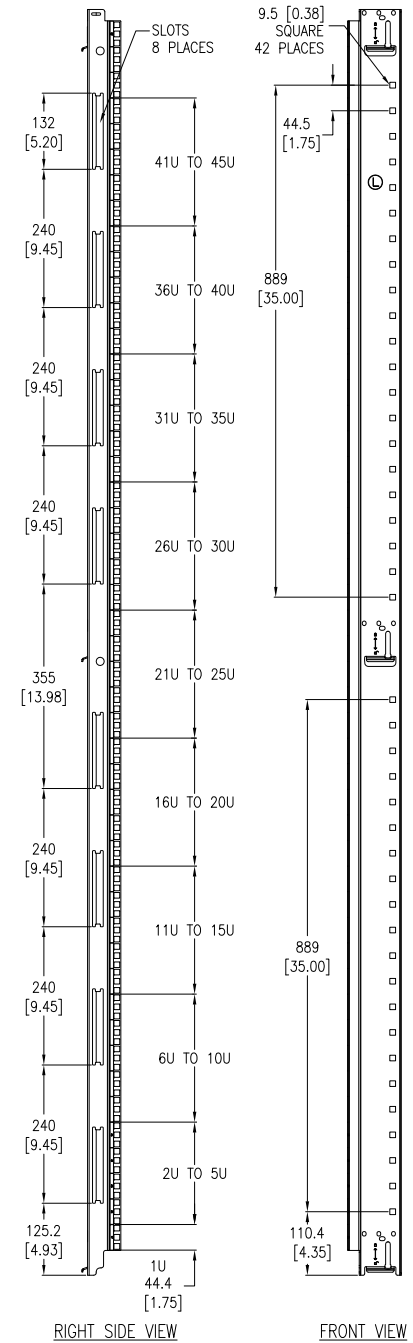
FLANGE MOUNT DETAILS FOR 600mm WIDE, 45U RACK



RIGHT SIDE VIEW

FRONT VIEW

FLANGE MOUNT DETAILS FOR 600mm WIDE, 48U RACK



RIGHT SIDE VIEW

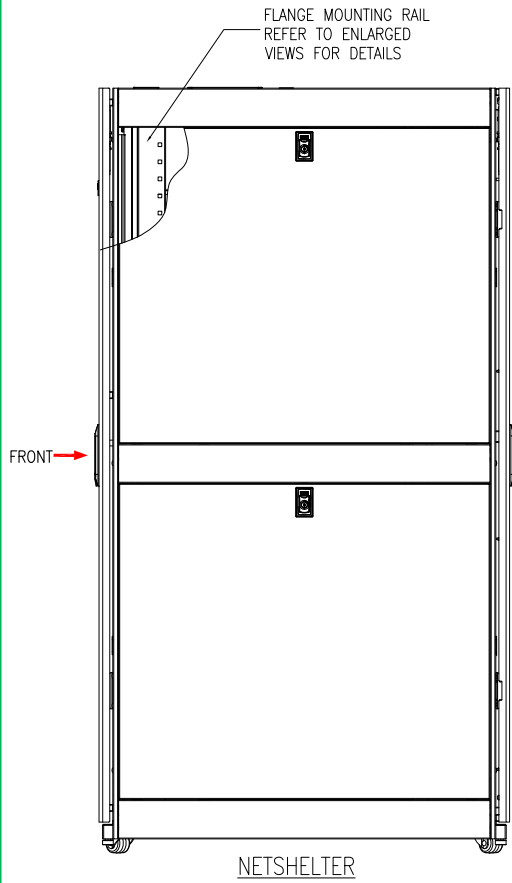
FRONT VIEW

- NOTES:
1. INSTALLATION SHALL COMPLY WITH ALL APPLICABLE NATIONAL, STATE AND LOCAL ELECTRICAL REGULATIONS.
 2. REFER TO PRODUCT DOCUMENTATION FOR ADDITIONAL DETAILS PRIOR TO INSTALLATION AND SITE PREPARATION WORK.
 3. ALL DIMENSIONS ARE IN MILLIMETERS [INCHES].

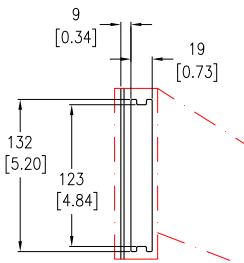
THIS DRAWING AND SPECIFICATIONS HEREIN ARE THE PROPERTY OF SCHNEIDER ELECTRIC AND SHALL NOT BE COPIED, REPRODUCED OR USED IN WHOLE OR IN PART, AS THE BASIS FOR THE MANUFACTURE OR SALE OF ITEMS WITHOUT WRITTEN PERMISSION FROM SCHNEIDER ELECTRIC. THIS DRAWING IS BASED UPON LATEST AVAILABLE INFORMATION AND IS SUBJECT TO CHANGE WITHOUT NOTICE.



TITLE:		NetShelter 600mm WIDE RACKS FLANGE MOUNT DETAILS	
DWG NO:	TYPFLNGMNT	REV:	0
DRAWN BY:	JAYAPRAKASH	03-AUG-17	FIRST ANGLE PROJECTION
ENGINEER:	R RAGGIO	09-AUG-17	
PROJECT: SUBMITTAL DRAWINGS	SHEET 1 OF 2	APPROVED BY:	R RAGGIO 09-AUG-17

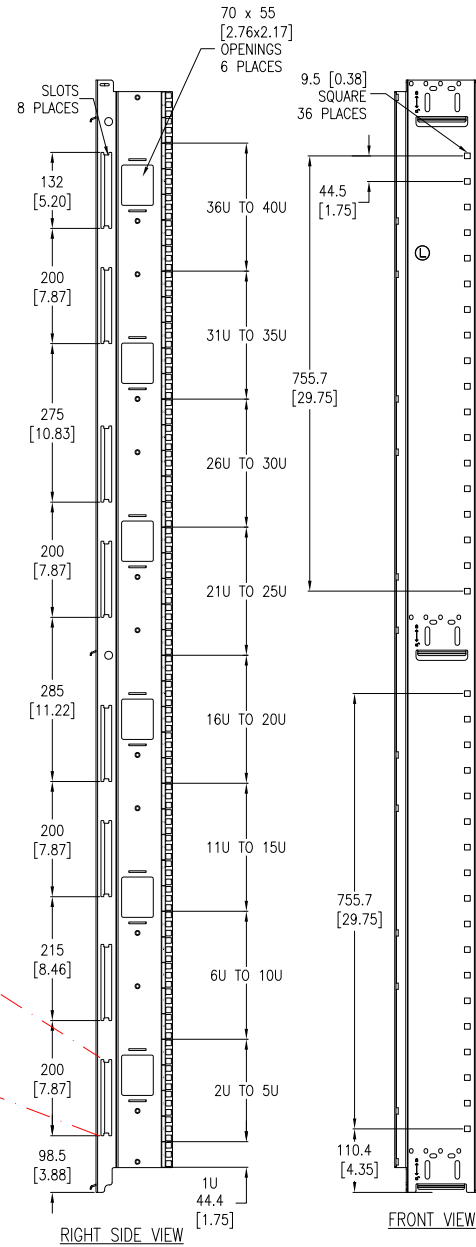


NETSHELTER



ENLARGED VIEW OF SLOT

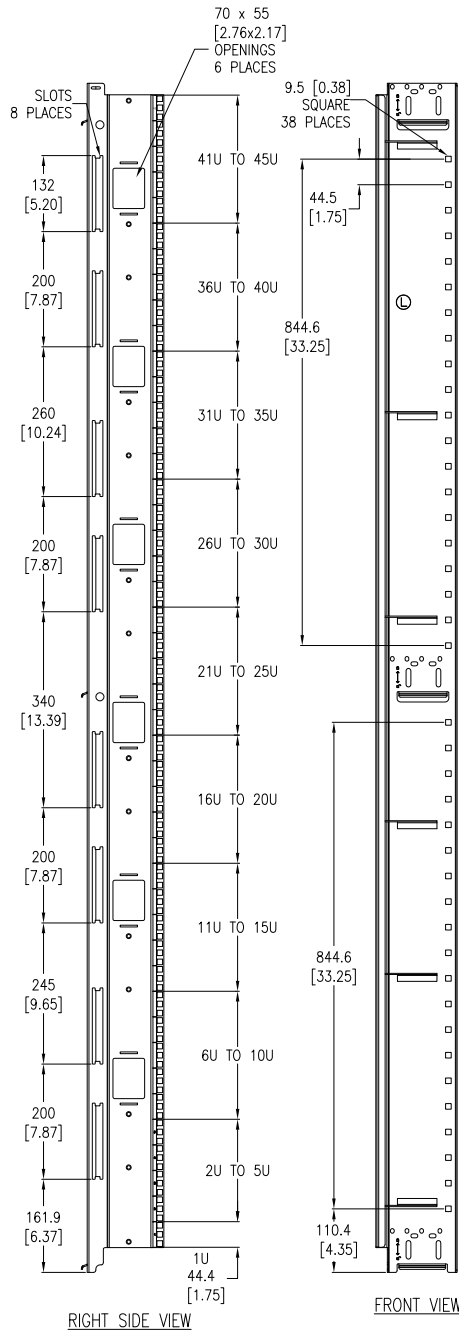
FLANGE MOUNT DETAILS FOR 750mm WIDE, 42U RACK



RIGHT SIDE VIEW

FRONT VIEW

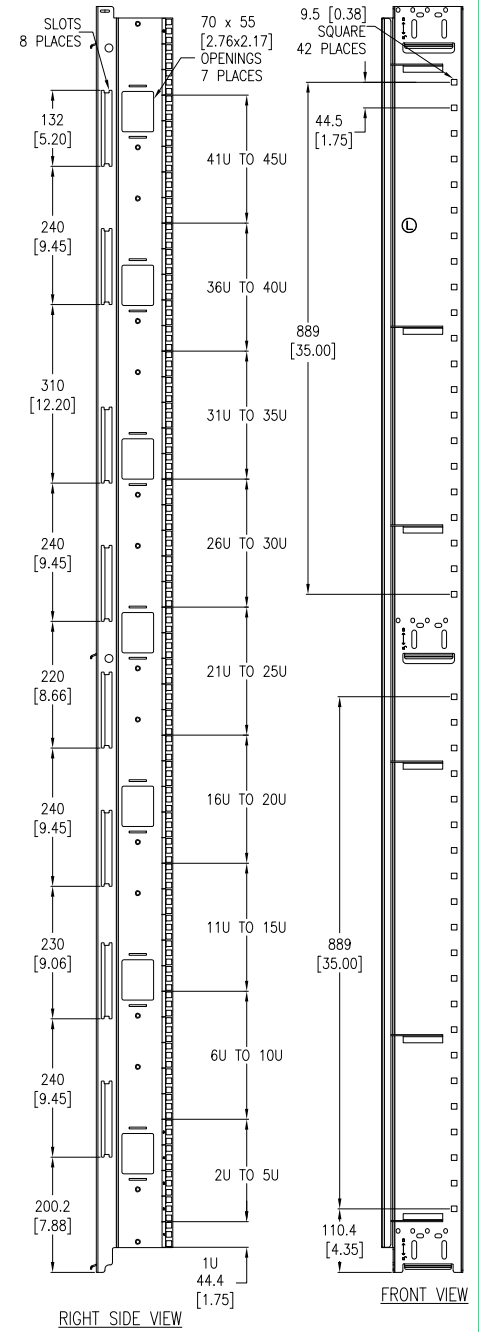
FLANGE MOUNT DETAILS FOR 750mm WIDE, 45U RACK



RIGHT SIDE VIEW

FRONT VIEW

FLANGE MOUNT DETAILS FOR 750mm WIDE, 48U RACK



RIGHT SIDE VIEW

FRONT VIEW

- NOTES:
1. INSTALLATION SHALL COMPLY WITH ALL APPLICABLE NATIONAL, STATE AND LOCAL ELECTRICAL REGULATIONS.
 2. REFER TO PRODUCT DOCUMENTATION FOR ADDITIONAL DETAILS PRIOR TO INSTALLATION AND SITE PREPARATION WORK.
 3. ALL DIMENSIONS ARE IN MILLIMETERS [INCHES].

THIS DRAWING AND SPECIFICATIONS HEREIN ARE THE PROPERTY OF SCHNEIDER ELECTRIC AND SHALL NOT BE COPIED, REPRODUCED OR USED IN WHOLE OR IN PART, AS THE BASIS FOR THE MANUFACTURE OR SALE OF ITEMS WITHOUT WRITTEN PERMISSION FROM SCHNEIDER ELECTRIC. THIS DRAWING IS BASED UPON LATEST AVAILABLE INFORMATION AND IS SUBJECT TO CHANGE WITHOUT NOTICE.



TITLE:
NetShelter
750mm WIDE RACKS
FLANGE MOUNT DETAILS

PROJECT: SUBMITTAL DRAWINGS | SHEET 2 OF 2

DWG NO:	TYPFLNGMNT	REV:	0
DRAWN BY:	JAYAPRAKASH	03-AUG-17	FIRST ANGLE PROJECTION
ENGINEER:	R RAGGIO	09-AUG-17	
APPROVED BY:	R RAGGIO	09-AUG-17	