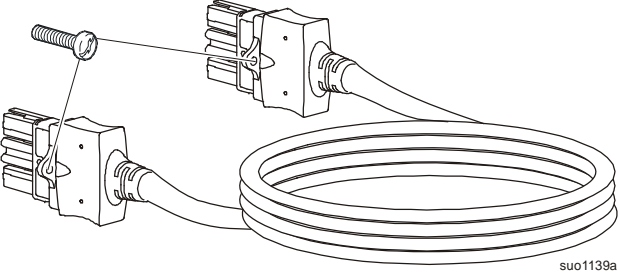
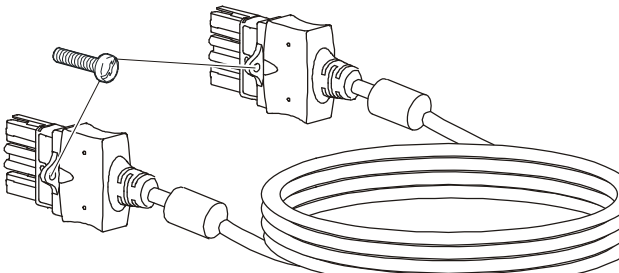
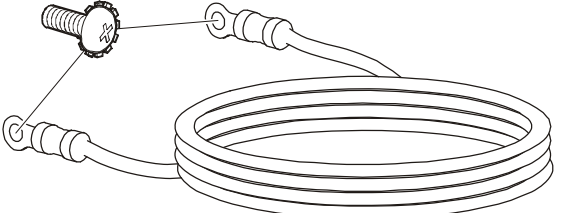
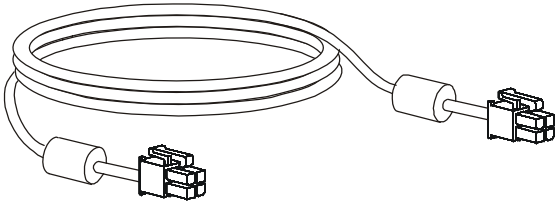


# Installation Smart-UPS<sup>™</sup> On-Line 5 m Extension Cable

## SRT002/SRT003/SRT009/SRT010

### Package Contents

<p><b>SRT002/SRT009/SRT010</b></p> <ul style="list-style-type: none"> <li>• 1 five meter battery/communications extension cable</li> <li>• 2 screws</li> </ul>  <p style="text-align: right;">suo1139a</p>	<p><b>SRT003</b></p> <ul style="list-style-type: none"> <li>• 1 five meter extension cable</li> <li>• 2 screws</li> </ul>  <p style="text-align: right;">suo1139b</p>
<p><b>All models</b></p> <ul style="list-style-type: none"> <li>• 1 ground cable</li> <li>• 2 screws</li> </ul>  <p style="text-align: right;">suo1140a</p>	<ul style="list-style-type: none"> <li>• Communications cable</li> </ul> 

## Connections

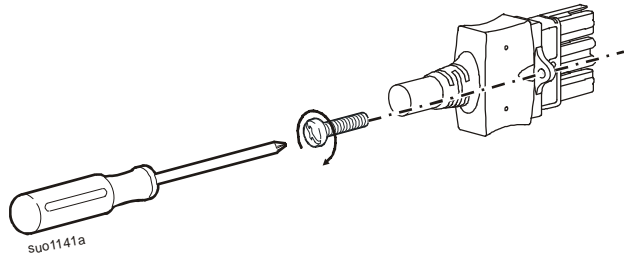
### CAUTION

#### RISK OF DAMAGE TO EQUIPMENT OR PERSONNEL

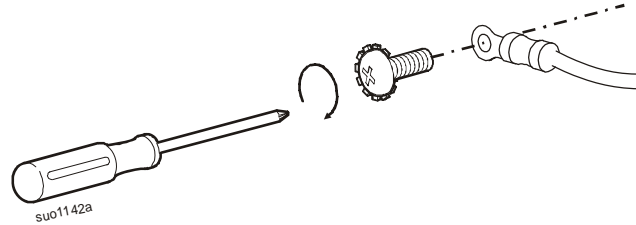
Ground the UPS and external battery pack(s) (XLBP) with each other and to the mains grounding system.

**Failure to follow these instructions can result in equipment damage and minor or moderate injury.**

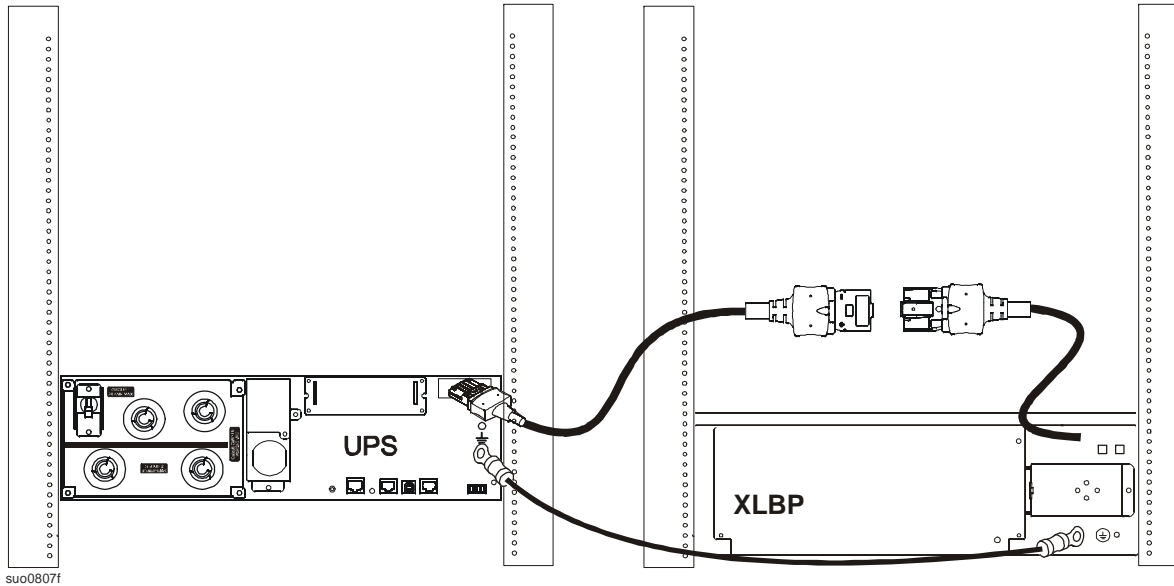
Five meter extension cable connector



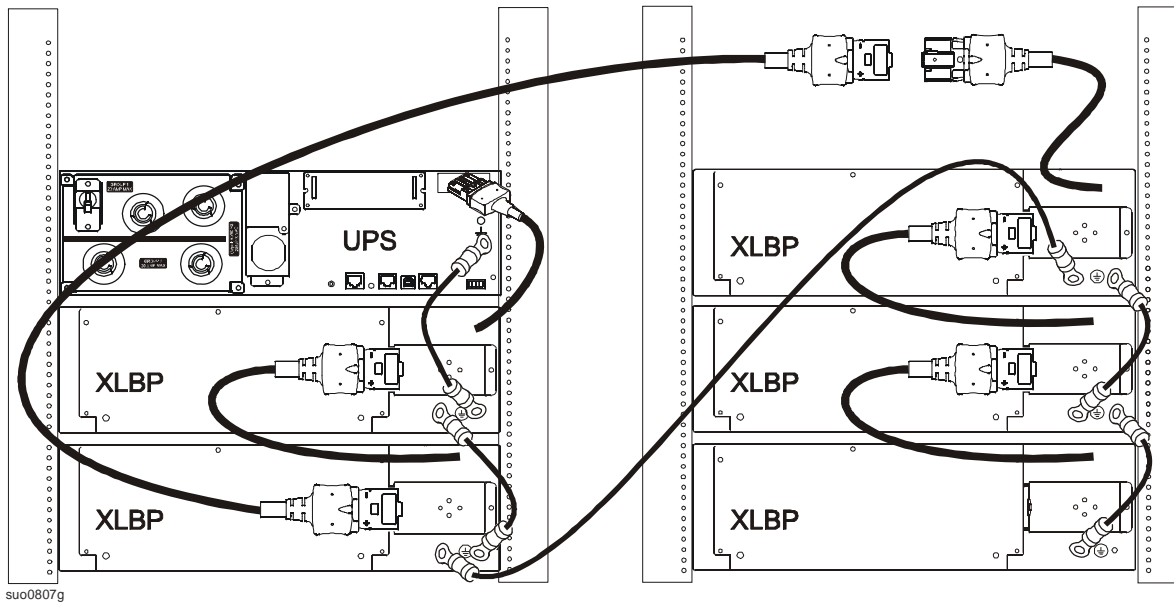
Ground cable



## SRT002 to connect UPS and XLBP(s) of SRT5K/SRT6K models

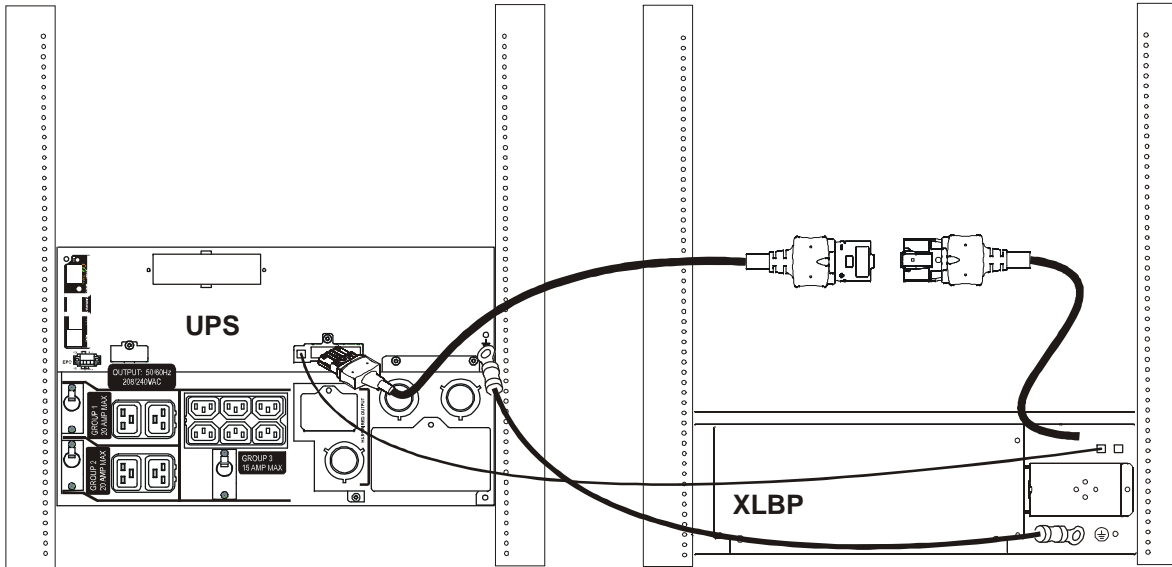


One UPS and one external battery pack and external battery pack battery/communications extension cable connection. See “Connections” on page 2 to secure the five meter battery/communications extension cable connector to UPS/XLBP and secure the ground cable connections.



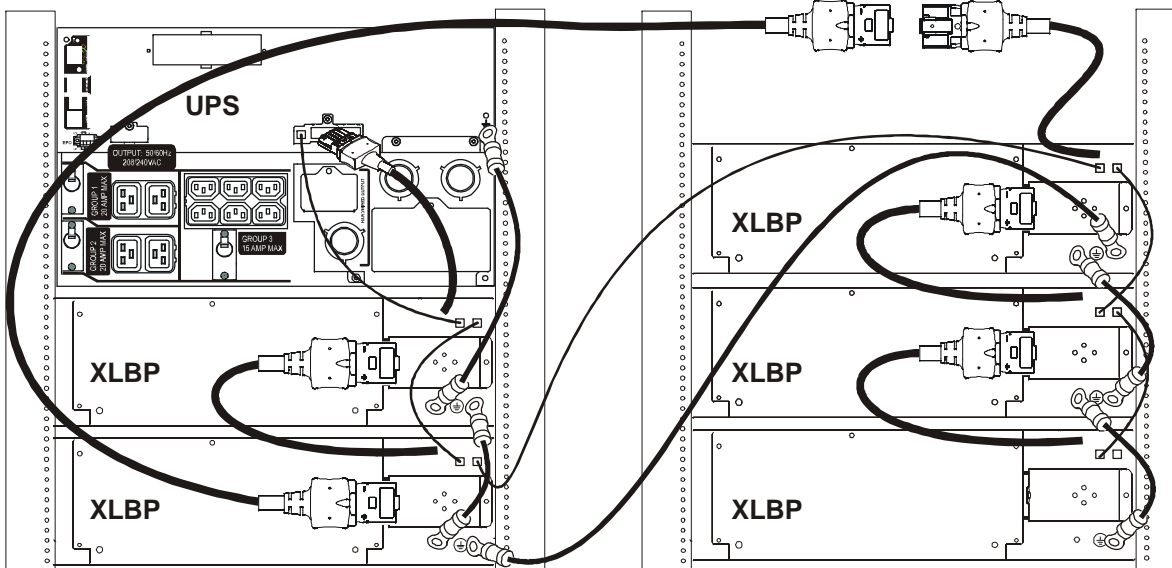
One UPS and five external battery packs and external battery pack battery/communications extension cable connection. See “Connections” on page 2 to secure the five meter battery/communications extension cable connector to UPS/XLBP and secure the ground cable connections.

## SRT003 to connect UPS and XLBP(s) of SRT8K/SRT10K models



suo0812f

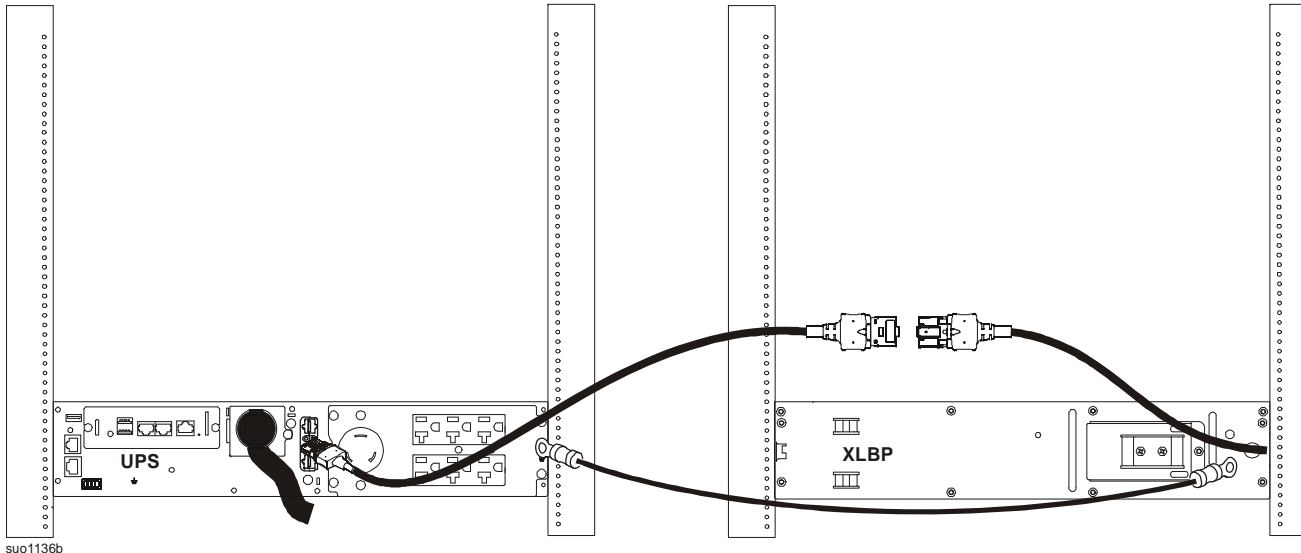
One UPS and one external battery pack and external battery pack extension cable connection. See “Connections” on page 2 to secure the five meter extension cable connector to UPS/XLBP and secure the ground cable connections. Connect the communication cable.



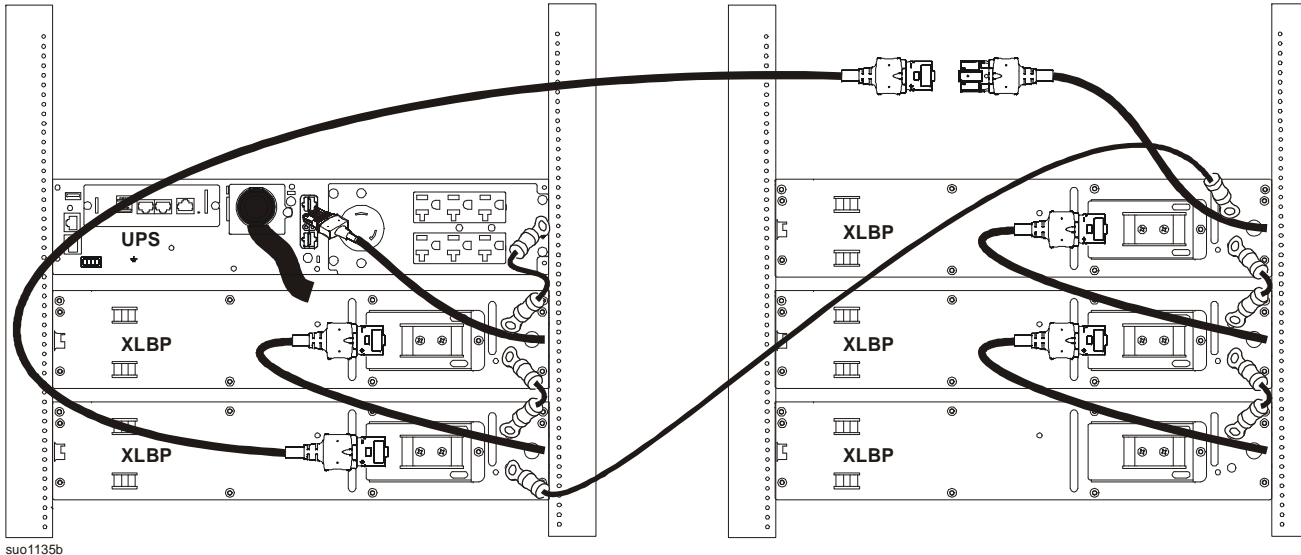
suo0812e

One UPS and five external battery packs and external battery pack extension cable connection. See “Connections” on page 2 to secure the five meter extension cable connector to UPS/XLBP and secure the ground cable connections. Connect the communication cables.

## SRT009 to connect UPS and XLBP(s) of SRT2200 models

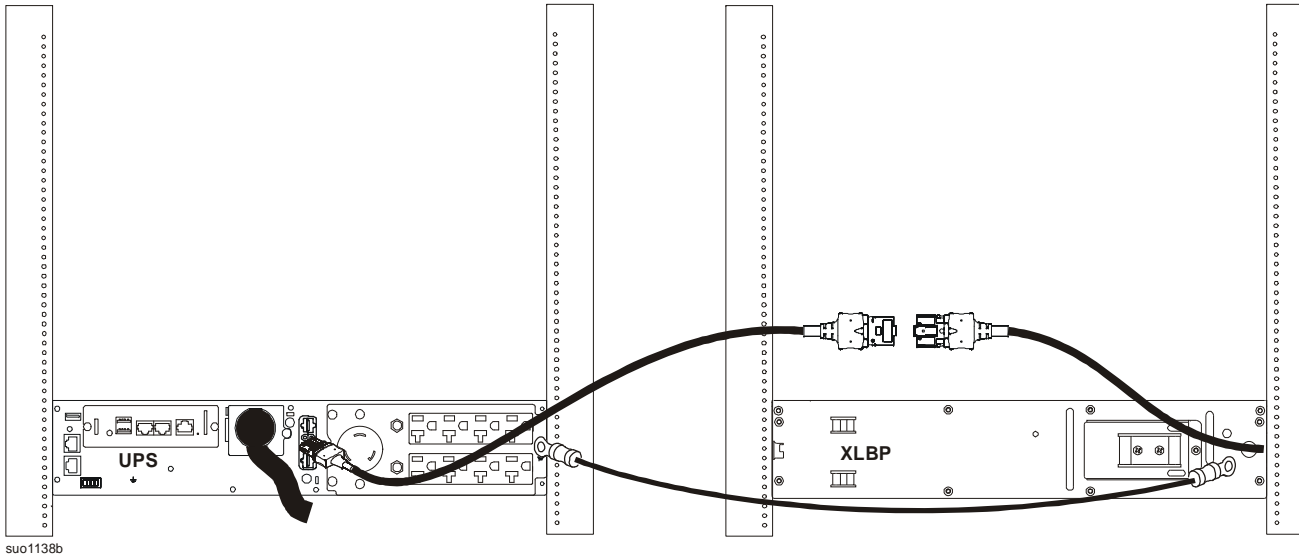


One UPS and one external battery pack and external battery pack battery/communications extension cable connection. See “Connections” on page 2 to secure the five meter battery/communications extension cable connector to UPS/XLBP and secure the ground cable connections.

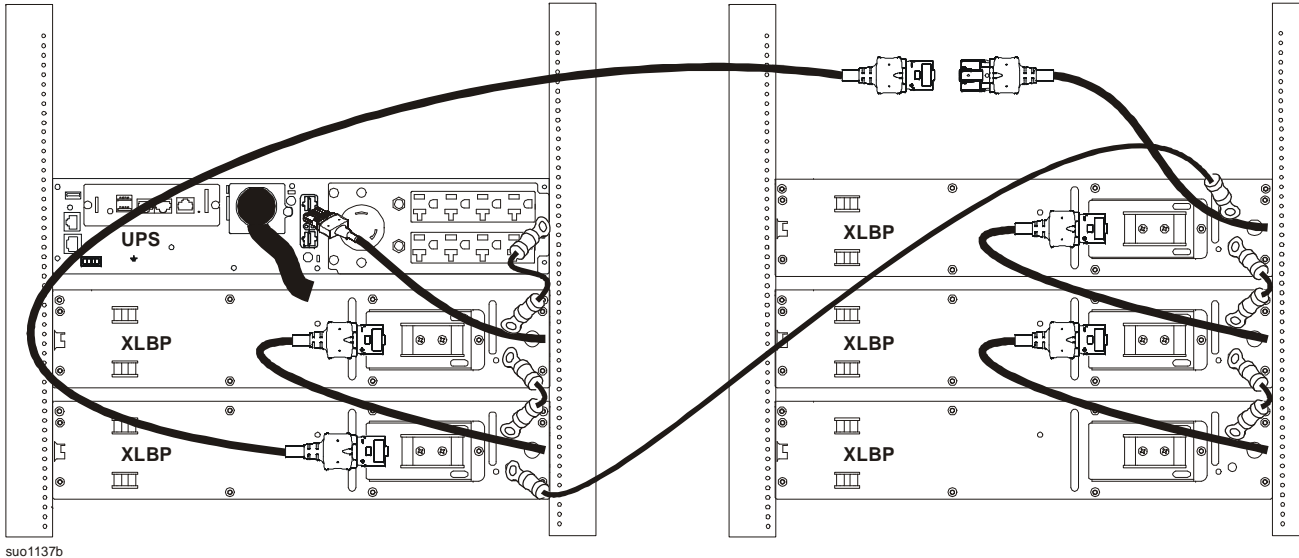


One UPS and five external battery packs and external battery pack battery/communications extension cable connection. See “Connections” on page 2 to secure the five meter battery/communications extension cable connector to UPS/XLBP and secure the ground cable connections.

## SRT010 to connect UPS and XLBP(s) of SRT3000 models



One UPS and one external battery pack and external battery pack battery/communications extension cable connection. See “Connections” on page 2 to secure the five meter battery/communications extension cable connector to UPS/XLBP and secure the ground cable connections.



One UPS and five external battery packs and external battery pack battery/communications extension cable connection. See “Connections” on page 2 to secure the five meter battery/communications extension cable connector to UPS/XLBP and secure the ground cable connections.