

## How to share a project in Ecostruxure Power Build?

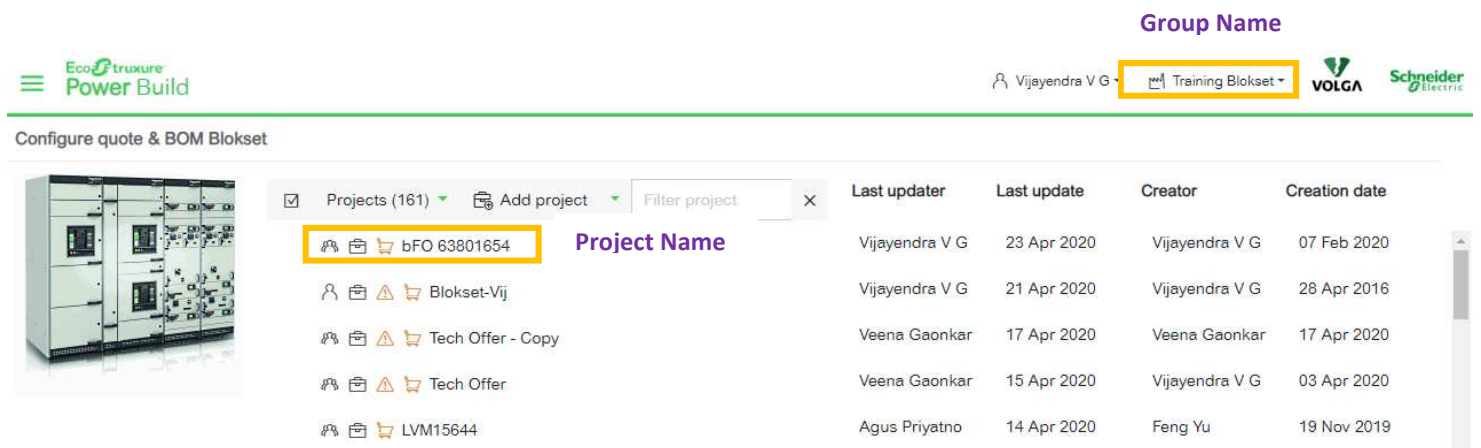
In Ecostruxure Power Build you can share a project with another Group.

Follow the steps shown in the example below to Share a project

**Example: If you want to share Project: bFO 63801654 in Group: Training Blokset to another Group.**

### Steps to be followed by Sender

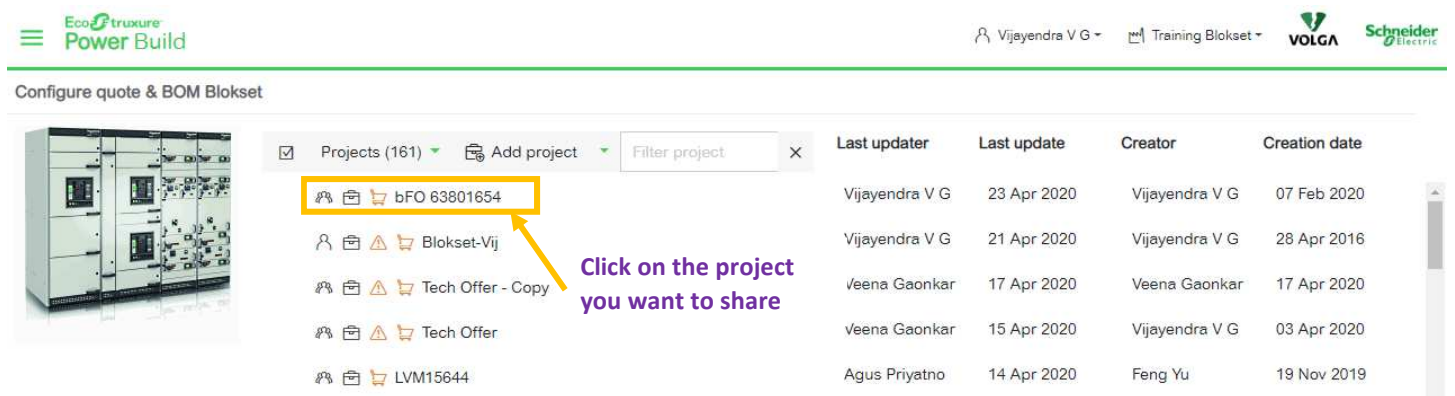
#### Step 1



The screenshot shows the Ecostruxure Power Build interface. The top navigation bar includes the Ecostruxure Power Build logo on the left, the user profile 'Vijayendra V G' in the center, and the group name 'Training Blokset' on the right, which is highlighted with a yellow box. Below the navigation bar, the page title is 'Configure quote & BOM Blokset'. The main content area features a list of projects on the left and a table of project details on the right. The project 'bFO 63801654' is highlighted with a yellow box in the list, and a purple label 'Project Name' points to it. The table on the right lists the following data:

Last updater	Last update	Creator	Creation date
Vijayendra V G	23 Apr 2020	Vijayendra V G	07 Feb 2020
Vijayendra V G	21 Apr 2020	Vijayendra V G	28 Apr 2016
Veena Gaonkar	17 Apr 2020	Veena Gaonkar	17 Apr 2020
Veena Gaonkar	15 Apr 2020	Vijayendra V G	03 Apr 2020
Agus Priyatno	14 Apr 2020	Feng Yu	19 Nov 2019

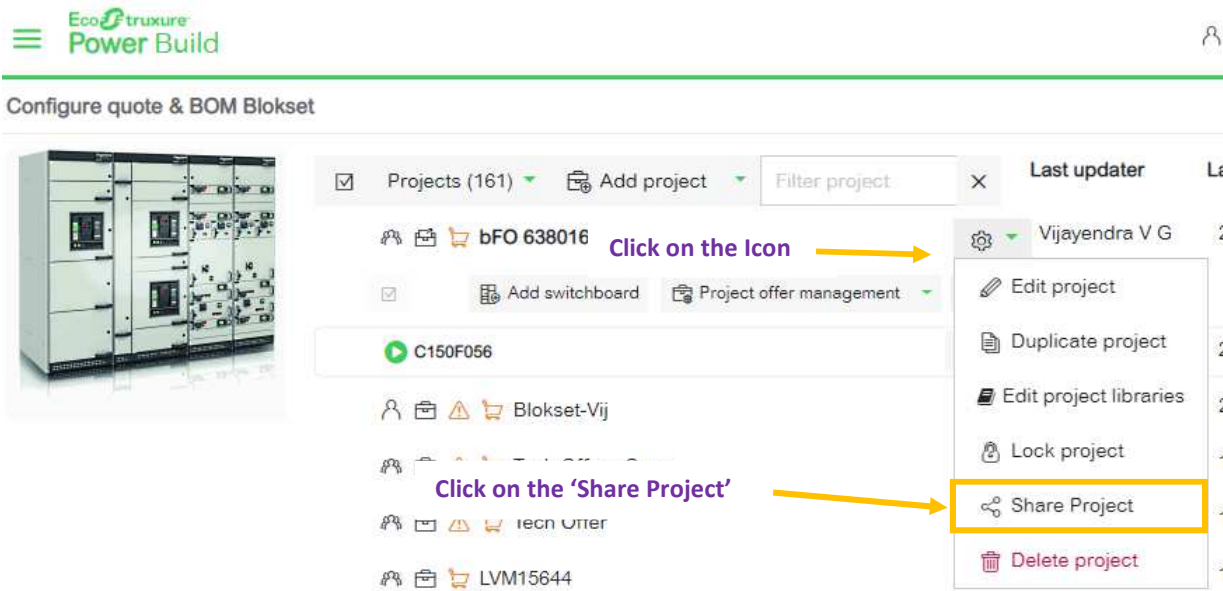
#### Step 2



The screenshot shows the Ecostruxure Power Build interface. The top navigation bar includes the Ecostruxure Power Build logo on the left, the user profile 'Vijayendra V G' in the center, and the group name 'Training Blokset' on the right. Below the navigation bar, the page title is 'Configure quote & BOM Blokset'. The main content area features a list of projects on the left and a table of project details on the right. The project 'bFO 63801654' is highlighted with a yellow box in the list, and a purple label 'Click on the project you want to share' with an arrow points to it. The table on the right lists the following data:

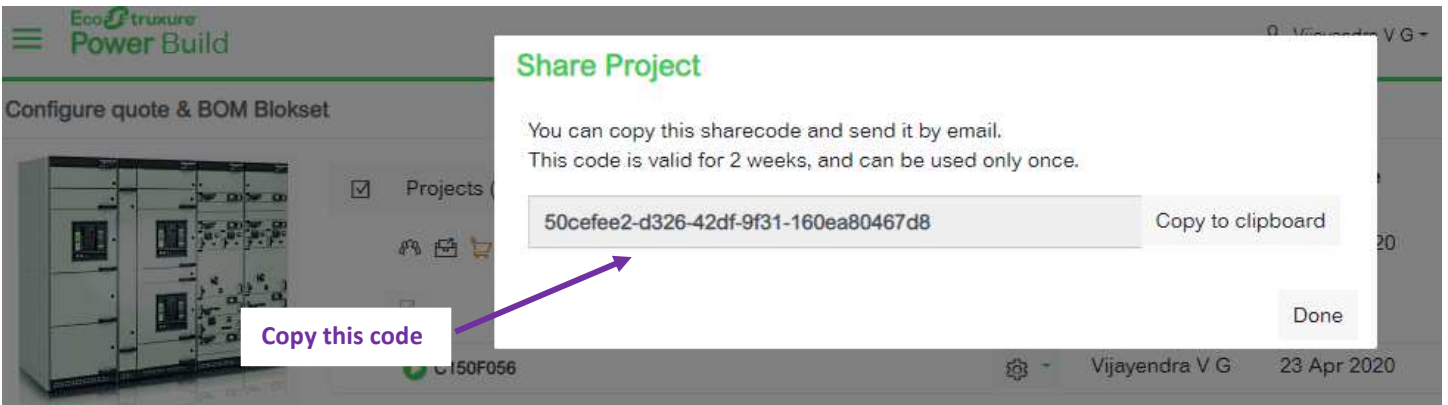
Last updater	Last update	Creator	Creation date
Vijayendra V G	23 Apr 2020	Vijayendra V G	07 Feb 2020
Vijayendra V G	21 Apr 2020	Vijayendra V G	28 Apr 2016
Veena Gaonkar	17 Apr 2020	Veena Gaonkar	17 Apr 2020
Veena Gaonkar	15 Apr 2020	Vijayendra V G	03 Apr 2020
Agus Priyatno	14 Apr 2020	Feng Yu	19 Nov 2019

### Step 3



The screenshot shows the Ecostruxure Power Build interface. On the left is a 3D rendering of a power cabinet. The main area displays a list of projects. The first project is 'bFO 638016'. A yellow arrow points to the gear icon next to it with the text 'Click on the Icon'. A context menu is open for this project, listing options: 'Edit project', 'Duplicate project', 'Edit project libraries', 'Lock project', 'Share Project', and 'Delete project'. A yellow arrow points to the 'Share Project' option with the text 'Click on the 'Share Project''.

### Step 4



The screenshot shows the 'Share Project' dialog box. The title is 'Share Project'. The text inside reads: 'You can copy this sharecode and send it by email. This code is valid for 2 weeks, and can be used only once.' Below the text is a text box containing the sharecode: '50cefee2-d326-42df-9f31-160ea80467d8'. To the right of the text box is a 'Copy to clipboard' button. At the bottom right of the dialog is a 'Done' button. A purple arrow points from a text box labeled 'Copy this code' to the sharecode text box.

Send this code to the intended receiver by e-mail.

Note : Only Projects can be shared and not Switchboards.

Configure quote & BOM Blokset

The screenshot displays the 'Configure quote & BOM Blokset' interface. On the left is an image of a power cabinet. The main area shows a list of items:

- Projects (161) with an 'Add project' button and a 'Filter project' search box.
- A project entry: 'PTT Modernization at Chonburi plant' with a yellow arrow pointing to it. The last updater is 'Parisack Vongso...'.
- Buttons for 'Add switchboard', 'Project offer management', and 'Comparator'.
- A group of items under a yellow bracket labeled 'Switchboards':
  - Generator panel (last updater: Parisack Vongso...)
  - SWGR-001C-400V (last updater: Parisack Vongso...)
  - Capacitor Panel (last updater: Parisack Vongso...)
- Item 'bFO 66975924' (last updater: Vijayendra V G).

**Please Note:**

1. The Share code can be used only once and by one receiver and in one group only.
2. The Share code is valid for a period of 2 weeks.
3. The Share code shared by a group having rights to Okken cannot be imported in a group having only rights to Blokset and vice versa.
4. The Share code created and shared by one Group cannot be used by another Group which has a lower license level. Example a Share code created and shared by a Group having Master Level license cannot be used by a Group having Advanced Level license. The vice versa is possible.