

PM5000 series

Technical Datasheet

The PowerLogic PM5000 series power meters are the new benchmark in affordable, precision metering.

The value you want, the precision you need. Compact, affordable power meters with high-end cost capabilities and basic mobile energy management.

Applications

Capable of essential cost management:

- Sub-billing/tenant metering
- Equipment sub-billing
- Energy cost allocation

Also ideal for electrical network management:

- Track real-time power conditions
- Monitor control functions
- Provide basic power quality values
- Detect and capture voltage sag and swell events
- Monitor residual current
- Analyze equipment and network status
- BACnet/IP, Ethernet/IP, and DNP3.0 protocol support

PB118061



METSEPM5760

The solution for

Markets that can benefit from a solution that includes PowerLogic PM5000 series meters:

- Buildings
- Industry
- Healthcare
- Data Center and networks
- Infrastructure

Benefits

System integrators' benefit

- Ease of integration
- Ease of setup
- Cost effectiveness

Panel builders' benefit

- Ease of installation
- Cost effectiveness
- Aesthetically pleasing
- Simplified ordering

End users' benefit

- Ease of use
- Precision metering & sub-billing
- Billing flexibility
- Comprehensive, consistent and superior performance
- Maximize uptime, eliminate faults, and enhance safety

Competitive advantages

- Easy to install and operate
- Easy for circuit breaker monitoring and control
- Power quality analysis
- Load management combined with alarm and timestamping
- High performance and accuracy
- Residual Current Monitoring
- Voltage sag and swell detection with waveform capture
- MID ready compliance for legal billing application
- BACnet/IP, Ethernet/IP, and DNP3.0 protocol support

Power management solutions

Schneider Electric provides innovative power management solutions to increase your energy efficiency and cost savings, maximize electrical network reliability and availability, and optimize electrical asset performance.

Conformity of standards

- IEC 61557-12
- IEC 62053-22
- IEC 62053-24
- IEEE 802.3
- EN 50470-1
- EN 50470-3
- IEC 61010-1
- IEC 61326-1
- CISPR22 Class B
- ODVA certification
- ANSI C12.1-2008 (PM55xx)
- ANSI C12.20 Class 0.2 & 0.5

PM5000 series

PM5000 series feature selection

	PM5100		PM5300					
	PM5100	PM5110	PM5310	PM5310R	PM5320	PM5320R	PM5330	PM5340
Installation								
Fast installation, panel mount with integrated display	■	■	■	■	■	■	■	■
Fast installation, DIN rail mountable	–	–	–	–	–	–	–	–
Accuracy	CL0.5S	CL0.5S	CL0.5S	CL0.5S	CL0.5S	CL0.5S	CL0.5S	CL0.5S
Display								
Backlit LCD, multilingual, bar graphs, 6 lines, 4 concurrent values	■	■	■	■	■	■	■	■
Power and energy metering								
3-ph voltage, current, power, demand, energy, frequency, power factor	■	■	■	■	■	■	■	■
Multi-tariff	–	–	4	4	4	4	4	4
MID ready compliance, EN50470-1/3, Annex B & Annex D Class C	–	PM5111	–	–	–	–	PM5331	PM5341
Power quality analysis								
THD, thd, TDD	■	■	■	■	■	■	■	■
Harmonics, individual (odd) up to	15th	15th	31st	31st	31st	31st	31st	31st
Waveform capture & sag/swell detection	–	–	–	–	–	–	–	–
I/Os and relays								
I/Os	1DO	1DO	2DI/2DO	2DI/2DO	2DI/2DO	2DI/2DO	2DI/2DO	2DI/2DO
Relays	0	0	0	0	0	0	2	2
Analog inputs	–	–	–	–	–	–	–	–
Residual Current inputs	–	–	–	–	–	–	–	–
Alarms and control								
Alarms	33	33	35	35	35	35	35	35
Set point response time, seconds	1	1	1	1	1	1	1	1
Single and multi-condition alarms	–	–	■	■	■	■	■	■
Boolean alarm logic	–	–	–	–	–	–	–	–
Memory for data logging	–	–	256KB	256KB	256KB	256KB	256KB	256KB
Communications								
Serial ports with modbus protocol	–	1	1	1	–	–	1	–
Ethernet port with Modbus TCP protocol	–	–	–	–	1	1	–	1
BACnet/IP protocol	–	–	–	–	■	■	–	■
Ethernet/IP protocol	–	–	–	–	–	–	–	–
DNP3.0 over Ethernet	–	–	–	–	–	–	–	–
Onboard web server with web pages	–	–	–	–	–	–	–	–
Serial to Ethernet gateway	–	–	–	–	–	–	–	–
Short ref. numbers	PM5100	PM5110	PM5310	PM5310R	PM5320	PM5320R	PM5330	PM5340
(See table below for complete commercial reference numbers)								

★ 2 Ethernet ports for daisy chain, one IP address. NOTE: PM5310R and PM5320R must be used with Schneider Electric's "Quick Click" 3-in-1 LVCTs

PM5000 series

PM5000 series feature selection

	PM5500					PM5600		PM5700
	PM5560	PM5563	PM5563RD	PM5570	PM5580	PM5650	PM5660	PM5760
Installation								
Fast installation, panel mount with integrated display	■	–	–	■	■	■	■	■
Fast installation, DIN rail mountable	–	■	■	–	–	–	–	–
Accuracy	CL 0.2S	CL 0.2S	CL 0.2S	CL 0.2S	CL 0.2S	CL 0.2S	CL 0.2S	CL 0.2S
Display								
Backlit LCD, multilingual, bar graphs, 6 lines, 4 concurrent values	■	–	■	■	■	■	■	■
Power and energy metering								
3-ph voltage, current, power, demand, energy, frequency, power factor	■	■	■	■	■	■	■	■
Multi-tariff	8	8	8	8	8	8	8	8
MID ready compliance, EN50470-1/3, Annex B & Annex D Class C	PM5561	–	–	–	–	–	PM5661	PM5761
Power quality analysis								
THD, thd, TDD	■	■	■	■	■	■	■	■
Harmonics, individual (odd) up to	63rd	63rd	63rd	63rd	63rd	63rd	63rd	63rd
Waveform capture & sag/swell detection	–	–	–	–	–	8 cycles @ 128 cycles/sec	–	8 cycles @ 128 cycles/sec
I/Os and relays								
I/Os	4DI/2DO	4DI/2DO	4DI/2DO	2DI/2DO	4DI/2DO	4DI/2DO	2DI/2DO	2DI/2DO
Relays	0	0	0	0	0	0	0	0
Analog inputs	0	0	0	2	0	0	0	0
Residual Current inputs	0	0	0	0	0	0	2	2
Alarms and control								
Alarms	52	52	52	52	52	52	52	52
Set point response time, seconds	1	1	1	1	1	1	1	1
Single and multi-condition alarms	■	■	■	■	■	■	■	■
Boolean alarm logic	■	■	■	■	■	■	■	■
Memory for data logging	1.1 MB	1.1 MB	1.1 MB	1.1 MB	1.1 MB	1.1 MB	1.1 MB	1.1 MB
Communications								
Serial ports with modbus protocol	1	1	1	1	1	1	1	1
Ethernet port with Modbus TCP protocol	2★	2★	2★	2★	2★	2★	2★	2★
BACnet/IP protocol	■	■	■	■	■	■	■	■
Ethernet/IP protocol	■	■	■	■	■	■	■	■
DNP3.0 over Ethernet	■	■	■	■	■	■	■	■
Onboard web server with web pages	■	■	■	■	■	■	■	■
Serial to Ethernet gateway	■	■	■	■	■	■	■	■
Short ref. numbers	PM5560	PM5563	PM5563RD	PM5570	PM5580	PM5650	PM5660	PM5760
(See table below for complete commercial reference numbers)								

★ 2 Ethernet ports for daisy chain, one IP address. NOTE: PM5310R and PM5320R must be used with Schneider Electric's "Quick Click" 3-in-1 LVCTS

PM5000 series

PM5000 technical specifications		PM5100	PM5300	PM5500	PM5600	PM5700
Use on LV and MV systems				■		
Basic metering with THD and min/max readings				■		
Instantaneous rms values						
Current	per phase, neutral and ground (PM5500)			■		
Voltage	Total, per phase L-L and L-N			■		
Frequency				■		
Real, reactive, and apparent power	Total and per phase			Signed, Four Quadrant		
True Power Factor	Total and per phase			Signed, Four Quadrant		
Displacement PF	Total and per phase			Signed, Four Quadrant		
% Unbalanced I, V L-N, V L-L				■		
Direct monitoring of neutral current					■	
Energy values						
Accumulated Active, Reactive and Apparent Energy		Received/Delivered; Net and absolute; Time Counters				
Demand value						
Current average		Present, Last, Predicted, Peak, and Peak Date Time				
Active power		Present, Last, Predicted, Peak, and Peak Date Time				
Reactive power		Present, Last, Predicted, Peak, and Peak Date Time				
Apparent power		Present, Last, Predicted, Peak, and Peak Date Time				
Peak demand with timestamping D/T for current and powers				■		
Demand calculation	Sliding, fixed and rolling block, thermal methods			■		
Synchronisation of the measurement window to input, communication command or internal clock				■		
Settable Demand intervals				■		
Demand calculation for Pulse input (WAGES)					■	
Other measurements						
I/O timer				■		
Operating timer				■		
Load timer				■		
Alarm counters and alarm logs				■		
Power quality measurements						
THD, thd (Total Harmonic Distortion) I, VLN, VLL				I, VLN, VLL		
TDD (Total Demand Distortion)				■		
Individual harmonics (odds)		15th	31st		63rd	
Neutral Current metering with ground current calculation					■	
Waveform capture and sag/swell detection						8 cycles @ 128 cycles/sec
Data recording						
Min/max of instantaneous values, plus phase identification★				■		
Alarms with 1s timestamping★				■		
Data logging			2 fixed parameters kWh and kVAh with configurable interval & duration (e.g. 2 parameters for 60 days at 15-minute intervals) 256 KB	Up to 14 selectable parameters with configurable interval and duration (e.g. 6 parameters for 90 days at 15-minute intervals)		
Memory capacity			256 kB		1.1 MB	
Min/max log		■	■		■	
Maintenance, alarm and event logs			■		■	
Customisable data logs					■	

★ Stored in non-volatile memory

PM5000 series

PM5000 technical specifications

		PM5100	PM5300	PM5500	PM5600	PM5700
Inputs / Outputs / Mechanical Relays						
Digital inputs			2	4 with WAGES for PM5560, PM5563, PM5580, PM5650 2 with WAGES for PM5570, PM5660, PM5760		
Digital outputs		1 (kWh only)	2 (configurable)	2 (configurable)		
Form A Relay outputs			2			
Analog inputs				2 for PM5570		
Residual Current inputs					2 for PM5660	2 for PM5760
Timestamp resolution in seconds		1	1	1	1	1
Whetting source			24 V DC, 8 mA			
Type of measurement: True rms on three-phase (3P, 3P + N)		64 samples per cycle		128 samples per cycle		
Measurement accuracy	IEC 61557-12	PMD/[SD SS]/K70/0.5		PMD/[SD SS]/K70/0.2		
	Active Energy	Class 0.5S as per IEC 62053-22		Class 0.2S as per IEC 62053-22		
	Reactive Energy	Class 2 as per IEC 62053-23		Class 2 as per IEC 62053-23		
	Active Power	Class 0.5 as per IEC 61557-12		Class 0.2 as per IEC 61557-12		
	Apparent Power	Class 0.5 as per IEC 61557-12				
	Current, Phase	Class 0.5 as per IEC 61557-12				
	Voltage, L-N	Class 0.5 as per IEC 61557-12				
	Frequency	±0.05 %				
MID Directive EN50470-1, EN50470-3	Annex B and Annex D (Optional model references) Class C					
Input-voltage (up to 1.0 MV AC max, with voltage transformer)	Nominal Measured Voltage range	20 V L-N / 35 V L-L to 400 V L-N / 690 V L-L absolute range 35 V L-L to 760 V L-L		20 V L-N / 20 V L-L to 400 V L-N / 690 V L-L absolute range 20 V L-L to 828 V L-L		
	Impedance	5 MΩ				
	Frequency nom	50 or 60 Hz ±5 %		50 or 60 Hz ±10 %		
Input-current (configurable for 1 or 5 A secondary CTs)	I nom	5 A				
	Measured Amps with over range and Crest Factor	Starting current: 5 mA Operating range: 50 mA to 8.5 A		Starting current: 5 mA Operating range: 50 mA to 10 A		
	Withstand	Continuous 20 A, 10 s/hr 50 A, 1s/hr 500 A				
	Impedance	< 0.3 mΩ				
	Frequency nom	50 or 60 Hz ±5 %		50 or 60 Hz ±10 %		
	Burden	<0.026 VA at 8.5 A				
AC control power	Operating range	100 - 277 V AC L-N / 415 V L-L +/-10 % CAT III 300V class per IEC 61010		100-480 V AC ±10 % CAT III 600V class per IEC 61010		
	Burden	<5 W,11 VA at 415V L-L		<5W/16.0 VA at 480 V AC		
	Frequency	45 to 65 Hz				
	Ride-through time	80 mS typical at 120V AC and maximum burden. 100 mS typical at 230 V AC and maximum burden 100 mS typical at 415 V AC and maximum burden		35 ms typical at 120 V L-N and maximum burden 129 ms typical at 230 V L-N and maximum burden		
DC control power	Operating range	125-250 V DC ±20 %				
	Burden	<4 W at 250 V DC		typical 3.1W at 125 V DC, max. 5W		
	Ride-through time	50 mS typical at 125 V DC and maximum burden				
LV DC control power	20-60 V DC ±10 % CAT III Burden 4.1 W max.			■ PM5580		

PM5000 series

PM5000 technical specifications

			PM5100	PM5300	PM5500	PM5600	PM5700	
Outputs	Relay	Max output frequency		0.5 Hz maximum (1 second ON / 1 second OFF - min times)				
		Switching current		250 V AC at 8.0 Amps, 25 k cycles, resistive 30 V DC at 2.0 Amps, 75 k cycles, resistive 30 V DC at 5.0 Amps, 12.5 k cycles, resistive				
		Isolation		2.5 kV rms				
		Max load voltage		40 V DC		30 V AC / 40 V DC PM5570, PM5560, PM5561, PM5760, PM5761		
		Max load current		20 mA		125 mA		
		On Resistance		50 Ω max		8 Ω		
		Meter constant		from 1 to 9,999,999 pulses per kWh				
		Pulse width for Digital Output		50 % duty cycle				
		Pulse frequency for Digital Output		25 Hz max.				
		Leakage current		0.03 micro Amps		1 micro Amps		
	Optical outputs	Isolation		5 kV rms		2.5 kV rms		
		Pulse width (LED)		200 ms				
		Pulse frequency		50 Hz. max.		2.5 kHz. max		
	Status Inputs	Meter constant		from 1 to 9,999,999 pulses per k_h				
		ON Voltage			18.5 to 36 V DC	30 V AC / 60 V DC max		
OFF Voltage			0 to 4 V DC					
Input Resistance				110 k Ω	100 k Ω			
Maximum Frequency				2 Hz (T ON min = T OFF min = 250 ms)	25 Hz (T ON min = T OFF min = 20 ms)			
Response Time				20 ms	10 ms			
Opto Isolation				5 kV rms	2.5 kV rms			
Whetting output				24 V DC / 8 mA max				
Analog inputs	Input Burden			2mA @24V DC	2 mA @ 24 V AC/DC			
					4 - 20 mA DC (nominal) Accuracy: 1% of full-scale reading < 20 ohm Operating voltage: 24 V DC max			
	Residual Current inputs				5 uA to 1,200 uA (nominal), 1,500 uA max (continuous) Input type: AC 45 to 65 Hz Burden: 150 ohms Default toroid: 1000 turns			
Mechanical characteristics								
Product weight		380 g	430 g	450 g	450 g	450 g		
IP degree of protection (IEC 60529)		IP52 front display, (IP54 for PM53xx and PM55xx), IP30 meter body						
Dimensions W x H x D [protrusion from cabinet]		96 x 96 x 72 mm (77 mm for PM5500) (depth of meter from housing mounting flange) [13 mm]						
Mounting position		Vertical						
Panel thickness		6 mm maximum						
Environmental characteristics								
Meter		-25 °C to 70 °C						
Display (Display functions to -25° with reduced performance)		-25 °C to 70 °C						
Storage temp.		-40 °C to 85 °C						
Humidity range		5 to 95 % RH at 50 °C (non-condensing)						
Pollution degree		2						
Altitude		2000 m CAT III / 3000 m CAT II			3000 m max. CAT III			

PM5000 series

PM5000 technical specifications

Electromagnetic compatibility					
Harmonic current emissions	IEC 61000-3-2				
Flicker emissions	IEC 61000-3-3				
Electrostatic discharge	IEC 61000-4-2				
Immunity to radiated fields	IEC 61000-4-3				
Immunity to fast transients	IEC 61000-4-4				
Immunity to surge	IEC 61000-4-5				
Conducted immunity 150 kHz to 80 MHz	IEC 61000-4-6				
Immunity to magnetic fields	IEC 61000-4-8				
Immunity to voltage dips	IEC 61000-4-11				
Radiated emissions	FCC part 15, EN 55022 Class B				
Conducted emissions	FCC part 15, EN 55022 Class B				
Safety	PM5100	PM5300	PM5500	PM5600	PM5700
Europe	CE, as per IEC 61010-1 Ed. 3, IEC 62052-11 & IEC 61557-12				
U.S. and Canada	cULus as per UL 61010-1 (3rd Edition)				
Measurement category (Voltage & Current inputs)	CAT III up to 400 V L-N / 690 V L-L				
Dielectric	As per IEC/UL 61010-1 Ed. 3				
Protective Class	II, Double insulated for user accessible parts				
Communication					
RS-485 port Modbus RTU, Modbus ASCII	2-Wire, 9600,19200 or 38400 baud, Parity - Even, Odd, None, 1 stop bit if parity Odd or Even, 2 stop bits if None;				
Ethernet port: 10/100 Mbps; Modbus TCP/IP	1 Optional		2 (daisy chain only, 1 IP address)		
Native Ethernet/IP & DNP3.0 over Ethernet			Yes	Yes	Yes
Firmware and language file update	Meter firmware update via the communication ports				
Isolation	2.5 kVrms, double insulated				
Human machine interface					
Display type	Monochrome Graphics LCD				
Resolution	128 x 128				
Backlight	White LED				
Viewable area (W x H)	67 x 62.5 mm				
Keypad	4-button				
Indicator Heartbeat / Comm activity	Green LED				
Energy pulse output / Active alarm (configurable)	Optical, amber LED				
Wavelength	590 to 635 nm				
Maximum pulse rate	2.5 kHz				

PM5xxx series commercial reference numbers

Comm ref numbers	Description
METSEPM5100	Power Meter range 72 mm depth, control power to 415 V AC, CI 0.5S, 15th harmonic, no communication, 1DO
METSEPM5110	Power Meter range 72 mm depth, control power to 415 V AC, CI 0.5S, 15th harmonic, RS-485 Modbus, 1DO
METSEPM5111	Power Meter range 72 mm depth, control power to 415 V AC, CI 0.5S, 15th harmonic, RS-485 Modbus, 1DO, MID cert.
METSEPM5310	Power Meter range 72 mm depth, control power to 415 V AC, CI 0.5S, 31st harmonic, 256 kB, RS-485 Modbus, 2DI/2DO
METSEPM5310R	Power Meter range 72 mm depth, control power to 415 V AC, CI 0.5S, 31st harmonic, 256 kB, RJ45 LVCT, RS-485 Modbus, 2DI/2DO
METSEPM5320	Power Meter range 72 mm depth, control power to 415 V AC, CI 0.5S, 31st harmonic, 256 kB, Ethernet, 2DI/2DO
METSEPM5320R	Power Meter range 72 mm depth, control power to 415 V AC, CI 0.5S, 31st harmonic, 256 kB, RJ45 LVCT, Ethernet, 2DI/2DO
METSEPM5330	Power Meter range 72 mm depth, control power to 415 V AC, CI 0.5S, 31st harmonic, 256 kB, RS-485 Modbus, 2DI/2DO, 2Relay
METSEPM5331	Power Meter range 72 mm depth, control power to 415 V AC, CI 0.5S, 31st harmonic, 256 kB, RS-485 Modbus, 2DI/2DO, 2Relay, MID cert.
METSEPM5340	Power Meter range 72 mm depth, control power to 415 V AC, CI 0.5S, 31st harmonic, 256 kB, Ethernet, 2DI/2DO, 2Relay
METSEPM5341	Power Meter range 72 mm depth, control power to 415 V AC, CI 0.5S, 31st harmonic, 256 kB, Ethernet, 2DI/2DO, 2Relay, MID cert.
METSEPM5560	Power Meter range 77 mm depth, control power to 480 V AC, CI 0.2S, 63rd harmonic, 1.1 MB, Modbus and Ethernet, 4DI/2DO
METSEPM5561	Power Meter range 77 mm depth, control power to 480 V AC, CI 0.2S, 63rd harmonic, 1.1 MB, Modbus and Ethernet, MID cert.
METSEPM5562	Power Meter range 77 mm depth, control power to 480 V AC, CI 0.2S, 63rd harmonic, 1.1 MB, RMICAN approved, HW lockable, 4DI/2DO
METSEPM5562MC	Power Meter range 77 mm depth, control power to 480 V AC, CI 0.2S, 63rd harmonic, 1.1 MB, RMICAN approved, factory sealed, 4DI/2DO
METSEPM5563	Power Meter range 77 mm depth, control power to 480 V AC, CI 0.2S, 63rd harmonic, 1.1 MB, DIN mount, no display, 4DI/2DO
METSEPM5563RD	Power Meter range 77 mm depth, control power to 480 V AC, CI 0.2S, 63rd harmonic, 1.1 MB, DIN mount, remote display, 4DI/2DO
METSEPM5570	Power Meter range 77 mm depth, control power to 480 V AC, CI 0.2S, 63rd harmonic, 1.1 MB, Modbus and Ethernet, 2DI/2DO/2AI
METSEPM5580	Power Meter range 77 mm depth, control power 24-60 VDC, CI 0.2S, 63rd harmonic, 1.1 MB, Modbus and Ethernet, 4DI/2DO
METSEPM5650	Power Meter range 77 mm depth, control power to 480 V AC, CI 0.2S, 63rd harmonic, waveform capture and sag/swell, 1.1 MB, Modbus and Ethernet, 2DI/2DO, RCM
METSEPM5660	Power Meter range 77 mm depth, control power to 480 V AC, CI 0.2S, 63rd harmonic, 1.1 MB, Modbus and Ethernet, 2DI/2DO, RCM
METSEPM5661	Power Meter range 77 mm depth, control power to 480 V AC, CI 0.2S, 63rd harmonic, 1.1 MB, Modbus and Ethernet, 2DI/2DO, RCM, MID
METSEPM5760	Power Meter range 77 mm depth, control power to 480 V AC, CI 0.2S, 63rd harmonic, waveform capture and sag/swell, 1.1 MB, Modbus and Ethernet, 2DI/2DO, RCM
METSEPM5761	Power Meter range 77 mm depth, control power to 480 V AC, CI 0.2S, 63rd harmonic, waveform capture and sag/swell, 1.1 MB, Modbus and Ethernet, 2DI/2DO, RCM, MID cert.
Residual Current Monitoring Toroids (Vigirex)	
Closed Toroids, A Type	
50437	TA30 - 30 mm inside diameter, le (A) 65, 1000 turns
50438	PA50 - 50 mm inside diameter, le (A) 85, 1000 turns
50439	IA80 - 80 mm inside diameter, le (A) 160, 1000 turns
50440	MA120 - 120 mm inside diameter, le (A) 250, 1000 turns
50441	SA200 - 200 mm inside diameter, le (A) 400, 1000 turns
50442	GA300 - 300 mm inside diameter, le (A) 630, 1000 turns
Accessories for Closed Toroids	
56055	Magnetic ring for TA30 toroid
56056	Magnetic ring for PA50 toroid
56057	Magnetic ring for IA80 toroid
56058	Magnetic ring for MA120 toroid
Split Toroids, OA Type	
50420	TOA80 - 80 mm inside diameter, le (A) 160, 1000 turns
50421	TOA120 - 120 mm inside diameter, le (A) 250, 1000 turns
56053	L1 - 280 x 115 mm inside diameter, le (A) 1600, 1000 turns
56054	L2 - 470 x 160 mm inside diameter, le (A) 3200, 1000 turns

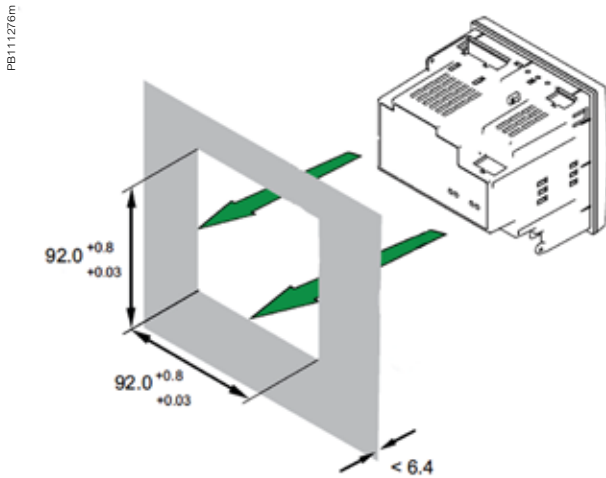
PM5xxR series commercial reference numbers

Comm. ref numbers	Description
0.333V 3-in-1 CTs with RJ45 for PM53x0R	
METSECTV25006	LVCT SolidC 3in1 RJ45 25mmCtr 60A:1/3V
METSECTV25010	LVCT SolidC 3in1 RJ45 25mmCtr 100A:1/3V
METSECTV25013	LVCT SolidC 3in1 RJ45 25mmCtr 125A:1/3V
METSECTV25016	LVCT SolidC 3in1 RJ45 25mmCtr 160A:1/3V
METSECTV35006	LVCT SolidC 3in1 RJ45 35mmCtr 60A:1/3V
METSECTV35010	LVCT SolidC 3in1 RJ45 35mmCtr 100A:1/3V
METSECTV35012	LVCT SolidC 3in1 RJ45 35mmCtr 120A:1/3V
METSECTV35013	LVCT SolidC 3in1 RJ45 35mmCtr 125A:1/3V
METSECTV35015	LVCT SolidC 3in1 RJ45 35mmCtr 150A:1/3V
METSECTV35016	LVCT SolidC 3in1 RJ45 35mmCtr 160A:1/3V
METSECTV35020	LVCT SolidC 3in1 RJ45 35mmCtr 200A:1/3V
METSECTV35025	LVCT SolidC 3in1 RJ45 35mmCtr 250A:1/3V
METSECTV45025	LVCT SolidC 3in1 RJ45 45mmCtr 250A:1/3V
METSECTV45030	LVCT SolidC 3in1 RJ45 45mmCtr 300A:1/3V
METSECTV45040	LVCT SolidC 3in1 RJ45 45mmCtr 400A:1/3V
METSECTV45050	LVCT SolidC 3in1 RJ45 45mmCtr 500A:1/3V
METSECTV45060	LVCT SolidC 3in1 RJ45 45mmCtr 600A:1/3V
METSECTV45063	LVCT SolidC 3in1 RJ45 45mmCtr 630A:1/3V
METSECTV29006	LVCT SolidC 3in1 RJ45 29mmCtr 60A:1/3V
METSECTV29010	LVCT SolidC 3in1 RJ45 29mmCtr 100A:1/3V
METSECTV29012	LVCT SolidC 3in1 RJ45 29mmCtr 120A:1/3V
METSECTV29013	LVCT SolidC 3in1 RJ45 29mmCtr 125A:1/3V
METSECTV29015	LVCT SolidC 3in1 RJ45 29mmCtr 150A:1/3V
METSECTV29016	LVCT SolidC 3in1 RJ45 29mmCtr 160A:1/3V
METSECTV29020	LVCT SolidC 3in1 RJ45 29mmCtr 200A:1/3V
METSECTV70080	LVCT SolidC 3in1 RJ45 70mmCtr 800A:1/3V
METSECTV70100	LVCT SolidC 3in1 RJ45 70mmCtr 1000A:1/3V
METSECTV70125	LVCT SolidC 3in1 RJ45 70mmCtr 1250A:1/3V
Cables	
DCEPCURJX5GYM	Category 5e, Patch Cord, UTP, 0.5 M, Grey
DCEPCURJ01GYM	Category 5e, Patch Cord, UTP, 1 M, Grey
DCEPCURJ02GYM	Category 5e, Patch Cord, UTP, 2 M, Grey
DCEPCURJ03GYM	Category 5e, Patch Cord, UTP, 3 M, Grey
DCEPCURJ05GYM	Category 5e, Patch Cord, UTP, 5 M, Grey
DCEPCURJ10GYM	Category 5e, Patch Cord, UTP, 10 M, Grey
Other related products	
METSEPM5RD	Remote display for PM5563
METSEPM51HK	Hardware kit for PM51xx
METSEPM53HK	Hardware kit for PM53xx
METSEPM51_3RSK	Revenue sealing kit for PM51XX & PM53XX
METSEPM55RSK	Revenue sealing kit for PM55XX
METSEPM55HK	Hardware kit for PM55xx
METSEPM5CAB3	Remote Display cable

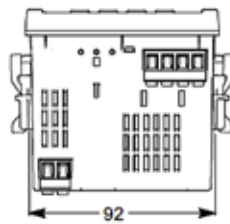
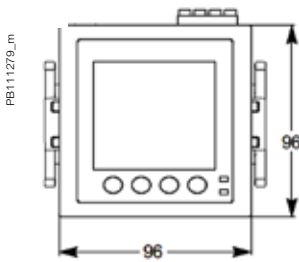
See your Schneider Electric representative for complete ordering information.

PM5000 series

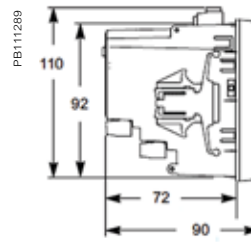
PM5000 Series meter flush mounting



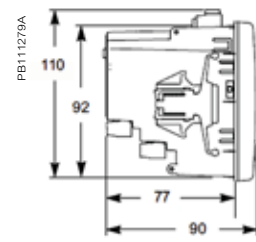
PM5000 series meter dimensions




PM5000



PM5100 / PM5300

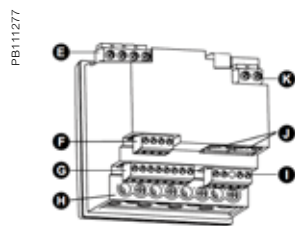


PM5500 / PM5600



PM5000 meter parts

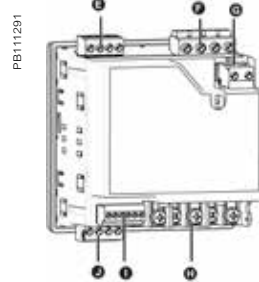
- A** Menu selection buttons
- B** LED indicators
- C** Navigation or menu selections
- D** Maintenance and alarm notification area



PM5500

PM5500 / PM5600 meter parts

- E** Voltage inputs
- F** RS-485 comms
- G** Digital inputs
- H** Current inputs
- I** Digital outputs
- J** Ethernet ports
- K** Control power



PM5100 / PM5300 meter parts

- E** Relay output (PM5300 only)
- F** Voltage inputs
- G** Control power
- H** Current inputs
- I** Status inputs/digital outputs
- J** Communications port: Ethernet (PM5300 only) or RS-485

Please see the appropriate Installation Guide for accurate and complete information on the installation of this product.

Schneider Electric Industries SAS
35, Rue Joseph Monier,
CS 30323
F - 92506 Rueil Malmaison Cedex

RCS Nanterre 954 503 439
Capital social 896 313 776
www.schneider-electric.com

March 2020

PowerLogic PM5000 Series
PLSED310052EN

As standards, specifications and designs develop from time to time, please ask for confirmation of the information given in this document.

Design: Schneider Electric
Photos: Schneider Electric

Over 75 % of Schneider Electric products
have been awarded the Green Premium ecolabel.

© 2020 - Schneider Electric - All rights reserved



Life Is On

Schneider
Electric