

Assembly of other products using:
 Body/contact assemblies: see page 76
 Accessories: see page 97 and 104

Control and signaling units

Harmony XB4, metal

Emergency stop and Emergency switching off functions

Emergency stop and Emergency switching off functions conforming to EN/IEC 60204-1, 60364-5-53, EN/ISO 13850 and Machinery Directive 2006/42/EC

Emergency stop function: Mushroom head Emergency stop trigger action and mechanical latching pushbuttons conform to standards EN/IEC 60204-1 and EN/ISO 13850, Machinery Directive 2006/42/EC, and to standard EN/IEC 60947-5-5.




Emergency switching off function: Mushroom head switching off mechanical latching pushbuttons conform to standards IEC 60364-5-53 and EN/IEC 60947-5-5.


Please contact our Customer Care Center for a detailed explanation of these standards and directives.

Emergency stop and switching off pushbuttons with trigger action and mechanical latching ^{(1) (2)}

Screw clamp terminal connections (Schneider Electric anti-loosening system)

Heads only

Shape of head	Type of reset	Push Ø (mm)/in.	Color	Reference	Weight kg/lb
	Push-pull	30/1.181	Red	ZB4BT844	0.078/0.172
		40/1.575	Red	ZB4BT84	0.078/0.172
		60/2.362	Red	ZB4BX84	0.098/0.216
	Turn to release	30/1.181	Red	ZB4BS834	0.068/0.150
		40/1.575	Red	ZB4BS844	0.073/0.161
		60/2.362	Red	ZB4BS864	0.093/0.205
	Key release (key no. 455) 2 keys included with head ^{(3) (4)}	30/1.181	Red	ZB4BS934	0.094/0.207
		40/1.575	Red	ZB4BS944 ⁽⁵⁾	0.098/0.216
		60/2.362	Red	ZB4BS964	0.118/0.260




Heads with black metal bezel

To order, add a 7 to the references selected from above.
 Example: **ZB4BT844** becomes **ZB4BT8447**.

(1) For recommended maximum number of contacts constituting the body (fixing collar + contact) associated with the head, see page 24.

(2) It is recommended that a legend or yellow background is used.

(3) The symbol  indicates key withdrawal position(s).

(4) For specific keys with other numbers, please contact our Customer Care Center.

(5) Other key numbers:

- Key no. 421E: add suffix **12** to the reference.
- Key no. 458A: add suffix **10** to the reference.
- Key no. 520E: add suffix **14** to the reference.
- Key no. 3131A: add suffix **20** to the reference.
- Key no. 4A185: add suffix **D** to the reference.

Example: To order a Ø 40 mm/1.575 in. red mushroom head for a trigger action and mechanical latching Emergency stop pushbutton, with release by key no. 421E, the reference becomes: **ZB4BS94412**.