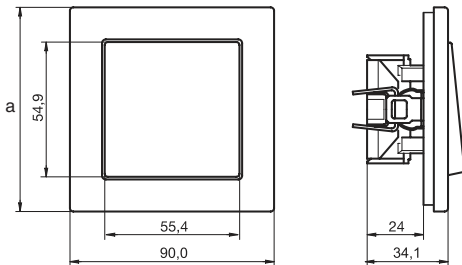


Información técnica

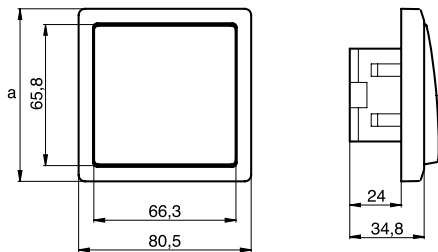
Dimensiones

Mecanismos de mando

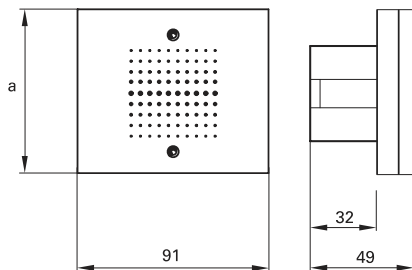
elegance



Artec



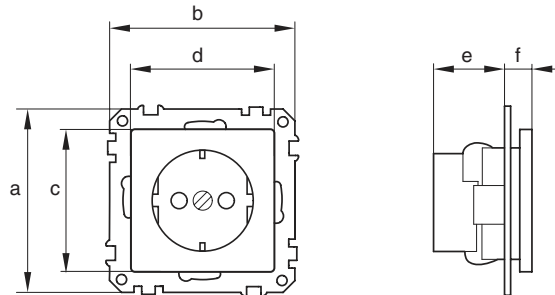
Tracent



(mm)	1 elemento	2 elementos	3 elementos	4 elementos	5 elementos
elegance	a = 90,0	a = 161,2	a = 232,4	a = 303,6	a = 374,8
Artec	a = 80,5	a = 151,7	a = 222,9	a = 294,1	a = 365,3
Tracent	a = 78	a = 149	a = 220		

Tomas de corriente

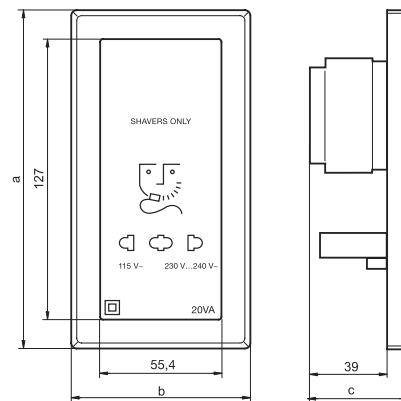
Base Schuko®



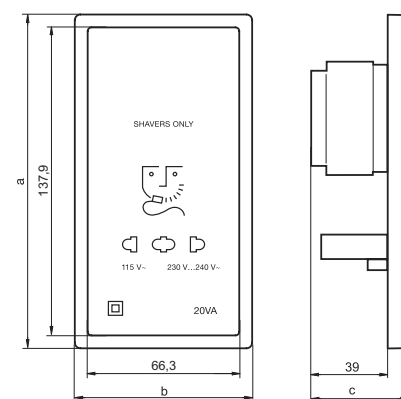
(mm)	a	b	c	d	e	f
elegance	71	71	55,5	55,5	30	11
Artec	71	71	67	67	30	11
Tracent	71	71	67	67	30	18

Toma de corriente afeitadora

elegance



Artec



(mm)	a	b	c
elegance	161,2	90,0	49,1
Artec	151,7	80,5	49,8