



S1A8841302

# Altistart 22

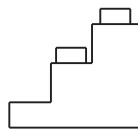
## DZ2FH6, DZ2FK6



x6



DZ2FH6



x6



DZ2FK6

DZ2FH6	ATS22C11, C14, C17
DZ2FK6	ATS22C21, C25, C32, C41, C48, C59

### DANGER

#### HAZARD OF ELECTRIC SHOCK, EXPLOSION, OR ARC FLASH

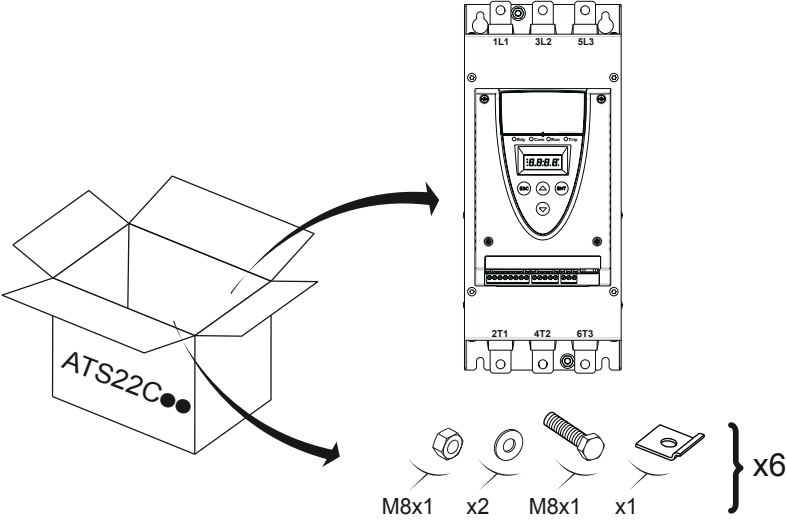
- Read and understand this manual and the soft starter manual before installing this option.
- Installation, adjustment, repair, and maintenance must be performed by qualified personnel.
- The user is responsible for compliance with all international and national electrical code requirements with respect to grounding of all equipment.
- Many parts of this soft starter, including the printed circuit boards, operate at the line voltage. DO NOT TOUCH. Use only electrically insulated tools.
- DO NOT touch unshielded components or terminal strip screw connections with voltage present.
- Before servicing the soft starter:
  - Disconnect all power, including external control power that may be present.
  - Place a "DO NOT TURN ON" label on all power disconnects..
  - Lock all power disconnects in the open position.
- Install and close all covers before applying power or starting and stopping the soft starter.

**Failure to follow these instructions will result in death or serious injury.**

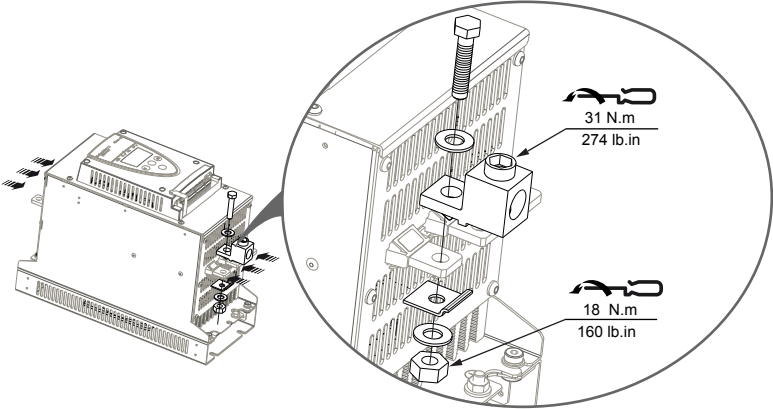
Electrical equipment should be installed, operated, serviced, and maintained only by qualified personnel. No responsibility is assumed by Schneider Electric for any consequences arising out of the use of this product.

© 2012 Schneider Electric. All Rights Reserved.

ATS22C11 ... C17

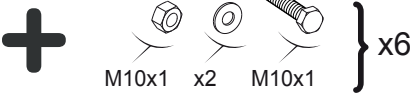
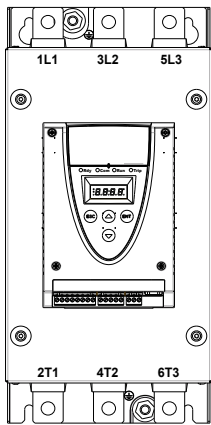


DZ2FH6

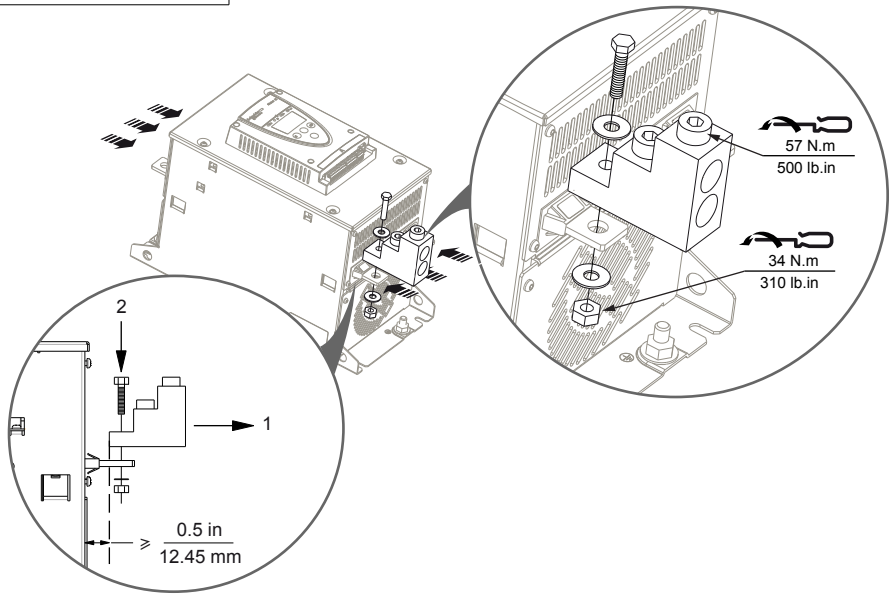


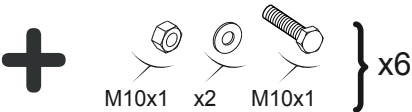
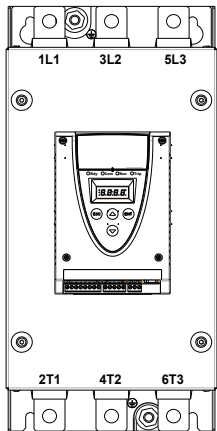
[www.schneider-electric.com](http://www.schneider-electric.com)

ATS22C21 ... C41

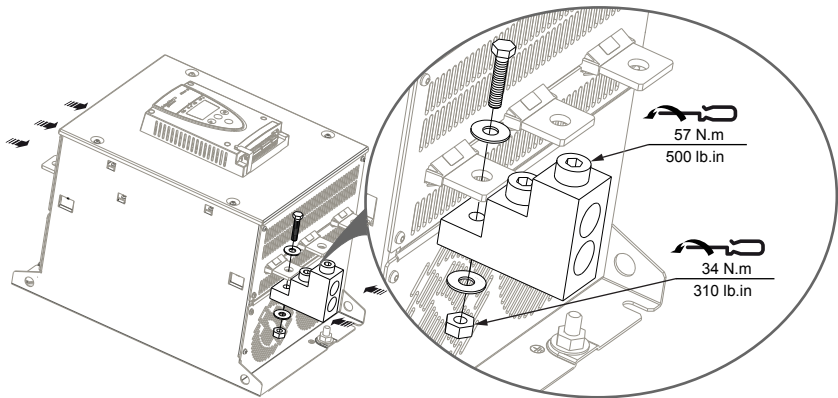


DZ2FK6





DZ2FK6



[www.schneider-electric.com](http://www.schneider-electric.com)