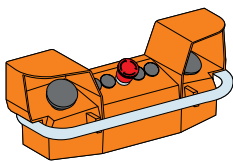
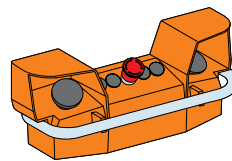


ISO entry  
(to EN 50262)



2 control pushbuttons and 1 mushroom head  
Emergency stop or Lock out pushbutton



2 control pushbuttons and 1 mushroom head Emergency  
stop or Lock out pushbutton, with pre-wired terminal block

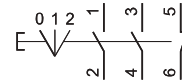
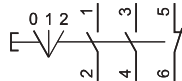
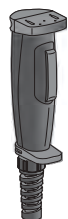
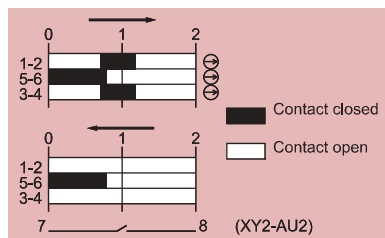
Type	Two-hand control stations	
	2 cable entries for ISO M20 or n° 13 (Pg 13.5) cable gland, 1 cable entry for n° 21 (Pg 21) cable gland (2)	
Mechanical life (millions of operating cycles)	1	1
Degree of protection	IP 65	IP 65
Rated operational characteristics	AC 15, A 600 / DC 13, Q 600 (conforming to EN IEC 60947-5-1)	
Dimensions W x D x H	455 x 170 x 188.5 mm	
Red emergency stop (N/C + N/C slow break)	XY2SB71 (1)	XY2SB72 (1)
Yellow lock out (N/C + N/O break before make)	XY2SB75	XY2SB76

(1) To order a two-hand control station with pedestal XY2SB90, add 4 to the end of the reference (example: XY2SB71 becomes XY2SB714).

(2) For entry for ISO M25 cable gland, also order adaptor DE9RA2125 + fixing nut DE9EC21 (sold in lots of 5).

### Enabling switch

#### Contact states



Type	Plastic grip	
	Entry for Ø 7 to 13 mm cable	
Number of contacts	3	3
Type of contacts	2 "NO" + 1 "NC"	2 "NO" + 1 "NC" 1 "NO" auxiliary
Description	3 positions	3 positions with button for N/O contact (auxiliary)
Shock / vibration resistance	10 gn / 6 gn	
Degree of protection	IP 66	IP 65
Rated operational characteristics	AC 15, C300 / DC 13, R300 (conforming to EN IEC 60947-5-1)	
Dimensions W x D x H	46 x 58 x 261 mm	46 x 58 x 269 mm
References	XY2AU1	XY2AU2

For fixing accessories, please refer to [www.schneider-electric.com](http://www.schneider-electric.com).