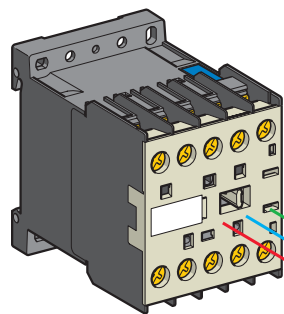
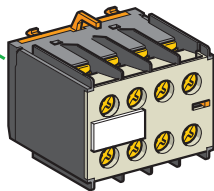


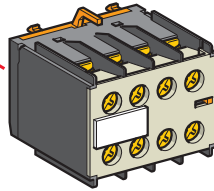
5



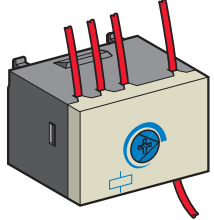
LC1, LC7, LP1 K



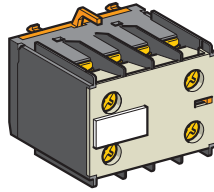
LA1 KN●M



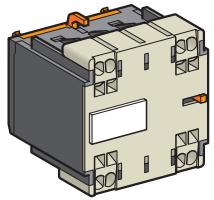
LA1 KN●



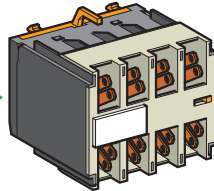
LA2 KT2●



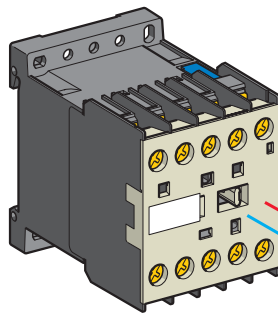
LA1 KN●P



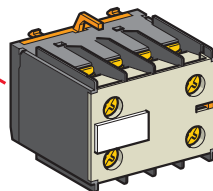
LA1 KN●3



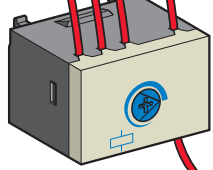
LA1 KN●7



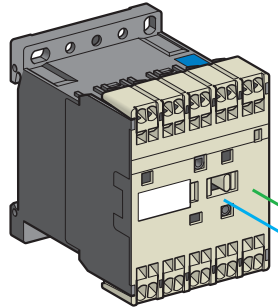
LP4



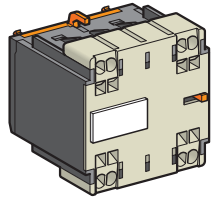
LA1 KN●



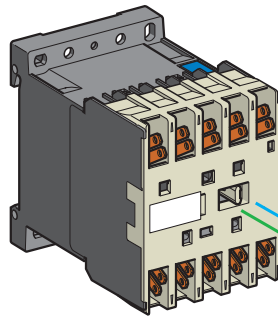
LA2 KT2●



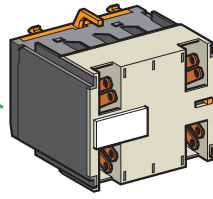
LP4



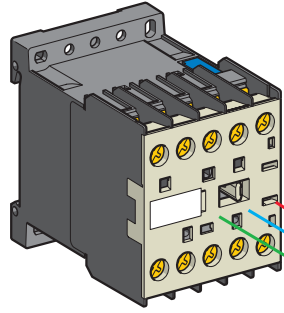
LA1 KN●3



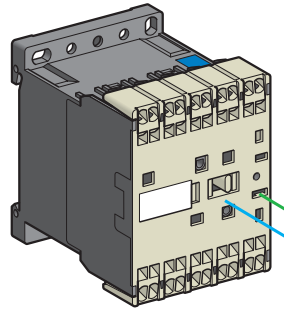
LP4



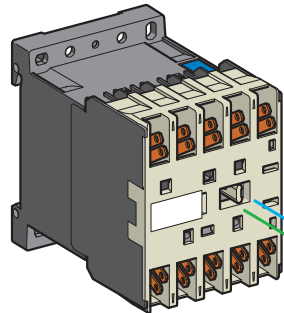
LA1 KN●7



LC1, LC7, LP1 K



LC1, LP1 K



LC1, LC7, LP1 K





TeSys contactors

TeSys K contactors and reversing contactors
Auxiliary contact blocks

Instantaneous auxiliary contact blocks

Recommended for standard applications. Clip-on front mounting, 1 block per contactor

Connection	For use on contactors	Composition		Reference	Weight kg		
							
Screw clamp terminals	All products with screw clamp terminals	2	–	LA1 KN20	0.045		
		–	2	LA1 KN02	0.045		
		1	1	LA1 KN11	0.045		
	All products with screw clamp terminals except low consumption	4	–	LA1 KN40	0.045		
		3	1	LA1 KN31	0.045		
		2	2	LA1 KN22	0.045		
		1	3	LA1 KN13	0.045		
		–	4	LA1 KN04	0.045		
		Spring terminals	All products with spring terminals	2	–	LA1 KN203	0.045
				–	2	LA1 KN023	0.045
1	1			LA1 KN113	0.045		
All products with spring terminals except low consumption	4		–	LA1 KN403	0.045		
	3		1	LA1 KN313	0.045		
	2		2	LA1 KN223	0.045		
	1		3	LA1 KN133	0.045		
	–		4	LA1 KN043	0.045		
	Faston connectors, 1 x 6.35 or 2 x 2.8		All products with Faston connectors	2	–	LA1 KN207	0.045
				–	2	LA1 KN027	0.045
1		1		LA1 KN117	0.045		
All products with Faston connectors except low consumption		4	–	LA1 KN407	0.045		
		3	1	LA1 KN317	0.045		
		2	2	LA1 KN227	0.045		
		1	3	LA1 KN137	0.045		
		–	4	LA1 KN047	0.045		



With terminal referencing to standard EN 50012. Clip-on front mounting, 1 block per contactor

Screw clamp terminals with referencing conforming to standard EN 50012	All 3-pole + N/O products with screw clamp terminals except LP4 and LP5 K12	–	2	LA1 KN02M	0.045
		1	1	LA1 KN11M	0.045
	All 3-pole + N/O products with screw clamp terminals except LP4 or LP5 K06, K09 and K12	3	1	LA1 KN31M	0.045
		2	2	LA1 KN22M	0.045
		1	3	LA1 KN13M	0.045
	All 4-pole products with screw clamp terminals except LP4 or LP5 K12	1	1	LA1 KN11P	0.045
		2	2	LA1 KN22P	0.045

Electronic time delay auxiliary contact blocks

Relay output with common point changeover contact, \sim or $\overline{\sim}$ 240 V, 2 A maximum.
Control voltage 0.85...1.1 Uc.
Maximum switching capacity 250 VA or 150 W.
Operating temperature -10...+60 °C.
Reset time: 1.5 s during the time delay period, 0.5 s after the time delay period.

Clip-on front mounting, 1 block per contactor

Voltage V	Type	Timing range s	Composition		Reference	Weight kg
						
\sim or $\overline{\sim}$ 24...48	On-delay	1...30	1		LA2 KT2E	0.040
\sim 110...240	On-delay	1...30	1		LA2 KT2U	0.040